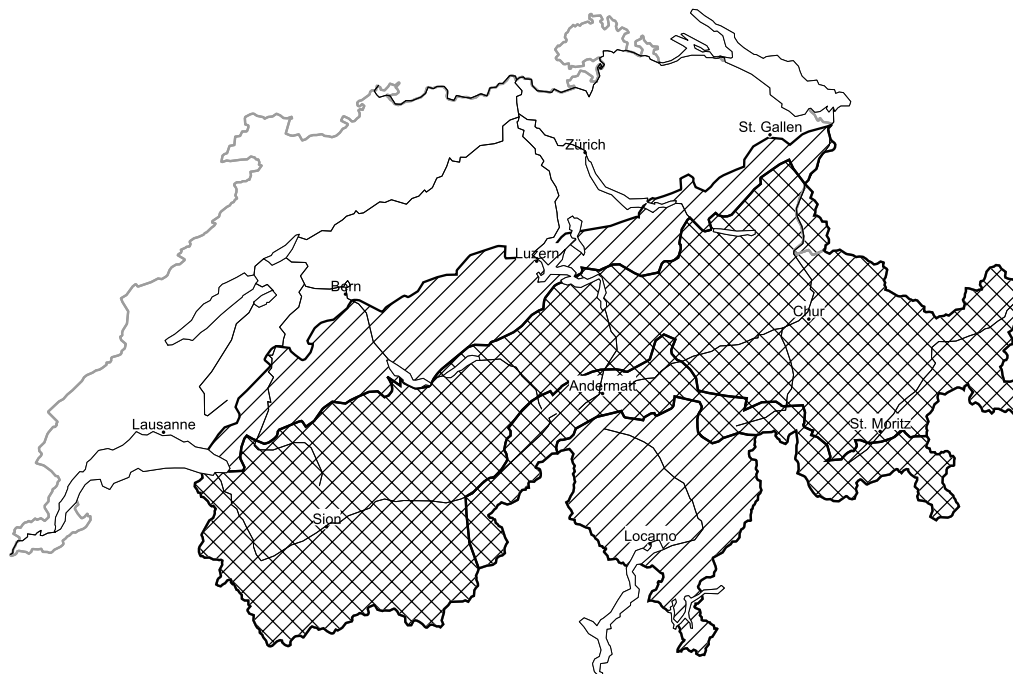


## In the early morning a widespread favourable avalanche situation will prevail. Wet avalanches during the day

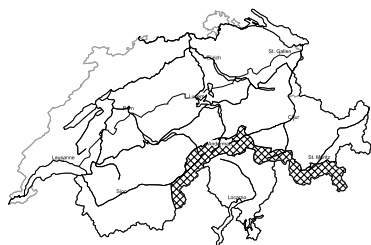
Edition: 27.4.2018, 17:00 / Next update: 28.4.2018, 17:00

### Wet avalanches as day progresses



#### Wet, region A

#### Level 3, considerable




#### Wet avalanches as day progresses


The surface of the snowpack will only just freeze. In the late morning as a consequence of warming during the day and solar radiation there will be a rapid increase in the avalanche danger. Full-depth and wet avalanches are to be expected, including large ones in isolated cases. The avalanche prone locations are to be found in particular on north facing slopes below approximately 2400 m and on sunny slopes below approximately 3000 m. Backcountry tours and ascents to alpine cabins should be started early and concluded timely.

#### Additional danger: Dry avalanches (see 1st map)


Danger levels



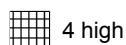
1 low



2 moderate



3 consider.



4 high



5 very high



WSL Institute for Snow and  
Avalanche Research SLF  
www.slf.ch