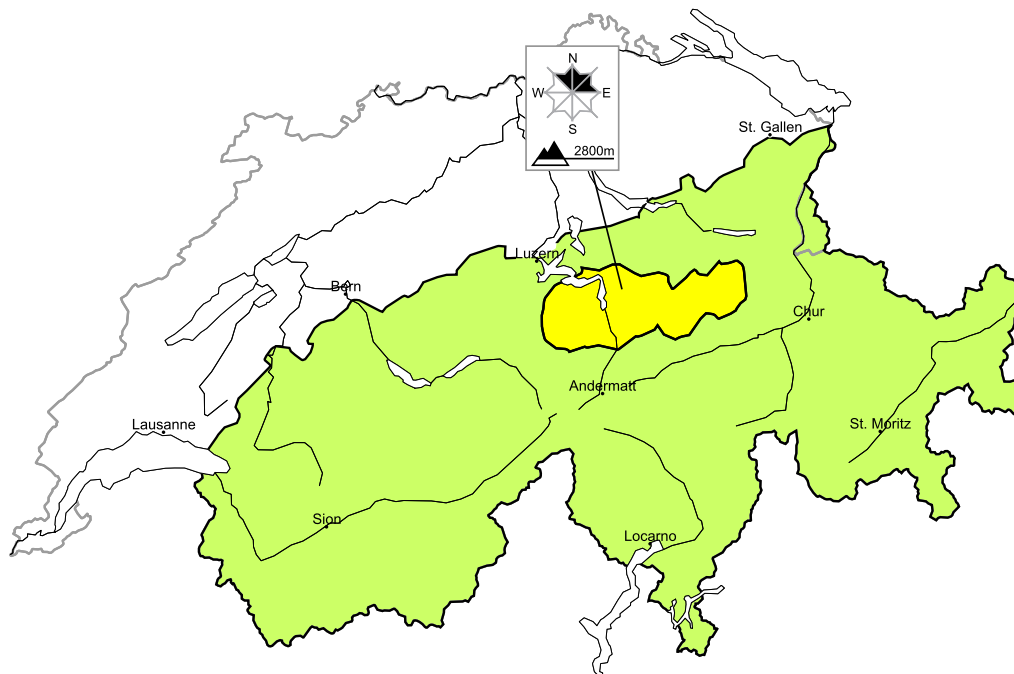


In some regions some fresh snow. Wet avalanches as the day progresses

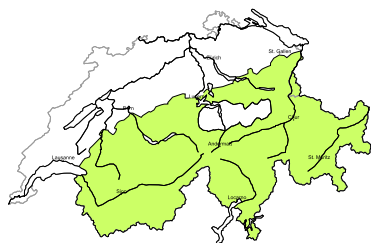
Edition: 25.4.2018, 17:00 / Next update: 26.4.2018, 17:00

Dry avalanches



Dry, region B

Level 1, low





Individual avalanche prone locations for dry avalanches are to be found on extremely steep north facing slopes, in particular in high Alpine regions.

Additional danger: Wet avalanches as day progresses (see 2nd map)


Danger levels

 1 low

 2 moderate

 3 consider.

 4 high

 5 very high



WSL Institute for Snow and
Avalanche Research SLF
www.slf.ch