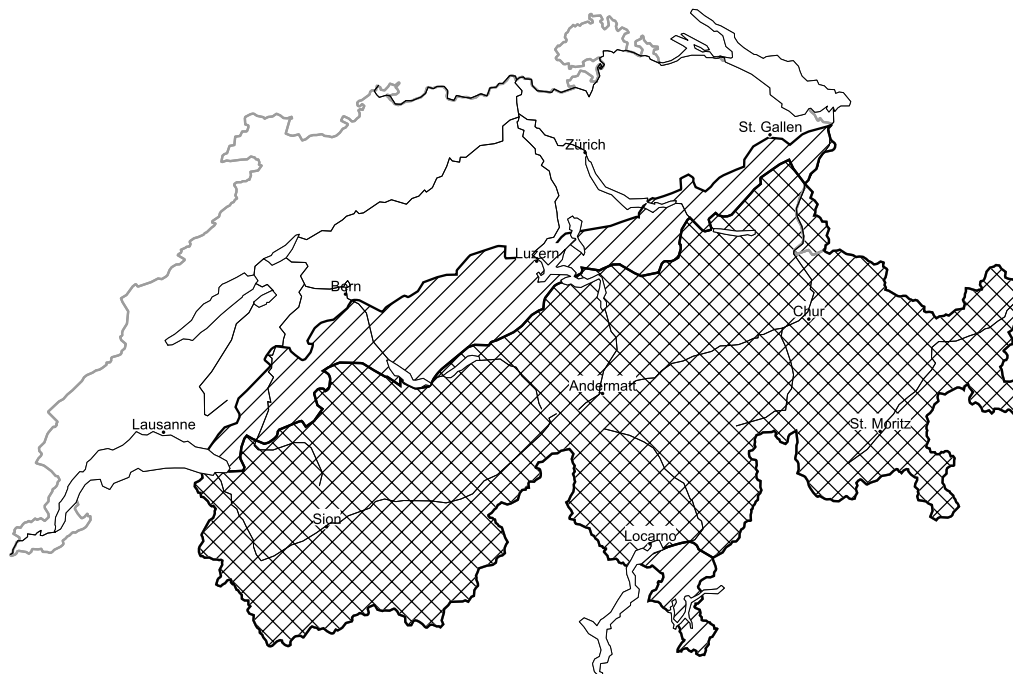


In the early morning a generally favourable avalanche situation will prevail. Full-depth and wet avalanches as the day progresses

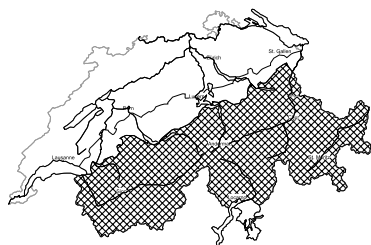
Edition: 20.4.2018, 17:00 / Next update: 21.4.2018, 17:00

Wet avalanches as day progresses



Wet, region A

Level 3, considerable

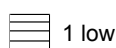


Wet avalanches as day progresses


In the late morning as a consequence of warming during the day and solar radiation there will be a rapid increase in the danger of wet and full-depth avalanches. Full-depth and wet avalanches are to be expected. The avalanche prone locations are to be found in particular in east to south to west facing aspects below approximately 3000 m and on north facing slopes below approximately 2400 m. Large avalanches are possible in starting zones where no previous releases have taken place. In avalanche paths that are already filled with snow in particular these can in some cases reach intermediate altitudes. Exposed parts of transportation routes can be endangered. Backcountry tours, off-piste skiing and ascents to alpine cabins should be started early and concluded timely. Areas with glide cracks are to be avoided as far as possible.

Additional danger: Dry avalanches (see 1st map)


Danger levels



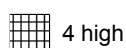
1 low




2 moderate



3 consider.



4 high



5 very high

