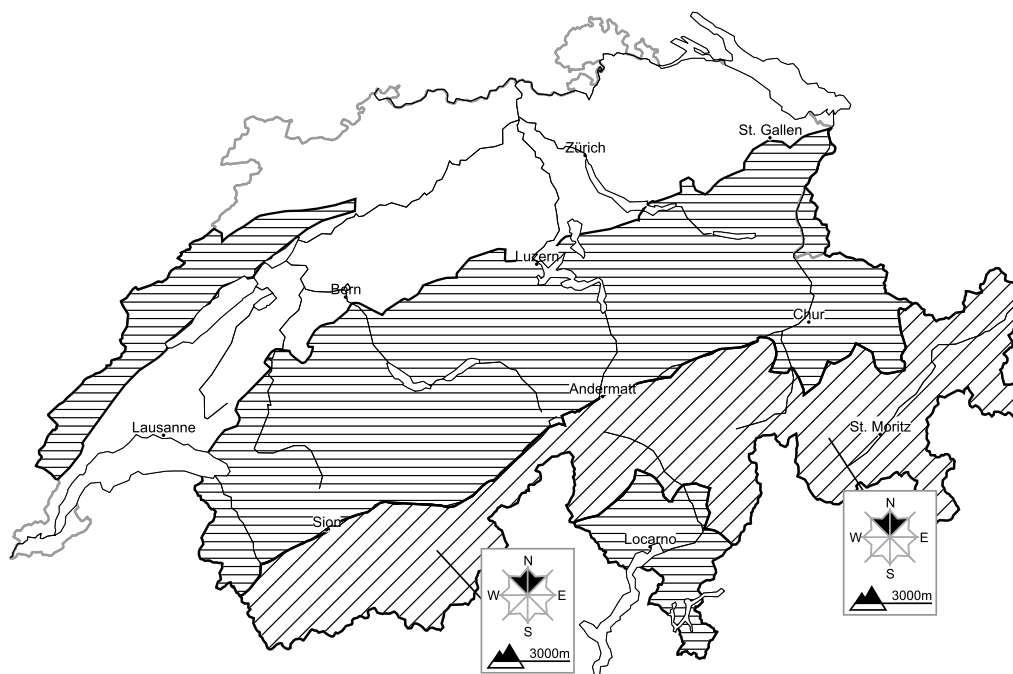


In the early morning a generally favourable avalanche situation will prevail. Full-depth and wet avalanches as the day progresses

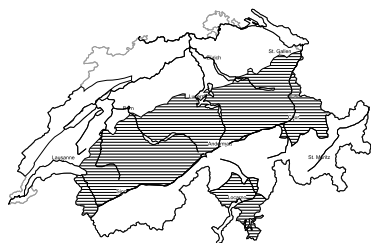
Edition: 19.4.2018, 17:00 / Next update: 20.4.2018, 17:00

Dry avalanches



Dry, region B

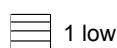
Level 1, low




Individual avalanche prone locations for dry avalanches are to be found in particular in extremely steep terrain and adjacent to the ridge line. Restraint should be exercised because avalanches can sweep people along and give rise to falls.

Additional danger: Wet avalanches as day progresses (see 2nd map)


Danger levels



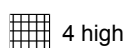
1 low




2 moderate



3 consider.



4 high



5 very high

