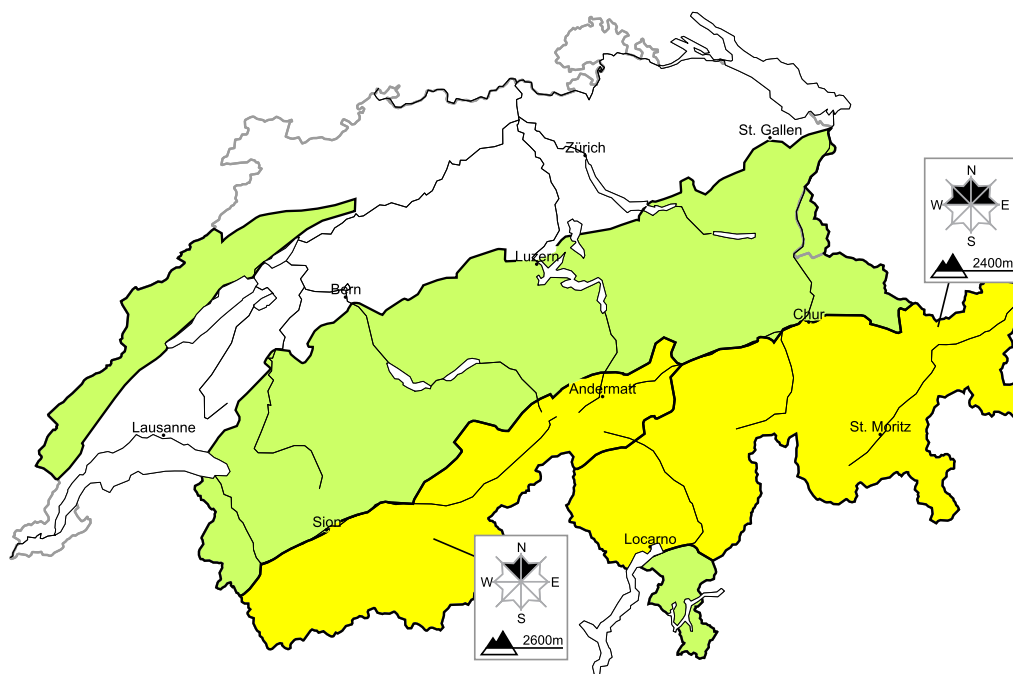


# In the early morning a generally favourable avalanche situation will prevail. Full-depth and wet avalanches as the day progresses

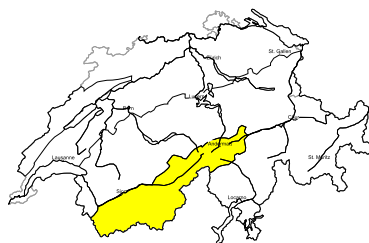
Edition: 17.4.2018, 17:00 / Next update: 18.4.2018, 17:00

## Dry avalanches

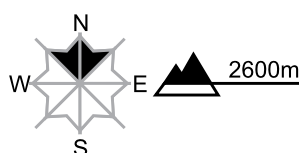


**Dry, region B**

**Level 2, moderate**



### Avalanche prone locations



### Danger description

The near-surface layers of the snowpack can be released in isolated cases and mostly by large additional loads. Additionally in very isolated cases avalanches can release deeper layers of the snowpack and reach dangerously large size. Careful route selection is advisable.

**Additional danger: Wet avalanches as day progresses (see 2nd map)**

Danger levels

1 low

2 moderate

3 consider.

4 high

5 very high



WSL Institute for Snow and  
Avalanche Research SLF  
www.slf.ch