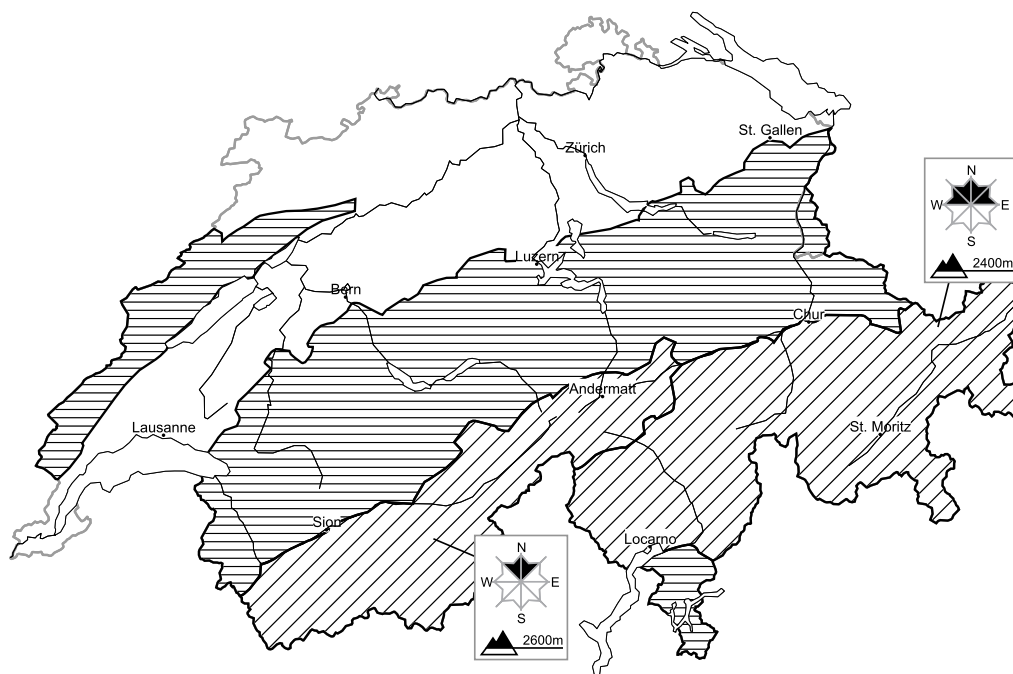


# In the early morning a generally favourable avalanche situation will prevail. Full-depth and wet avalanches as the day progresses

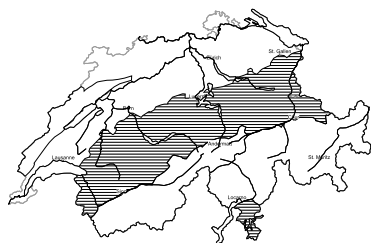
Edition: 17.4.2018, 17:00 / Next update: 18.4.2018, 17:00

## Dry avalanches



### Dry, region C


### Level 1, low




Individual avalanche prone locations for dry avalanches are to be found in particular in extremely steep terrain and adjacent to the ridge line. In high Alpine regions avalanche prone locations are a little more prevalent. Apart from the danger of being buried, restraint should be exercised in particular in view of the danger of avalanches sweeping people along and giving rise to falls.

**Additional danger: Wet avalanches as day progresses (see 2nd map)**


#### Danger levels



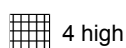
1 low




2 moderate



3 consider.



4 high



5 very high

