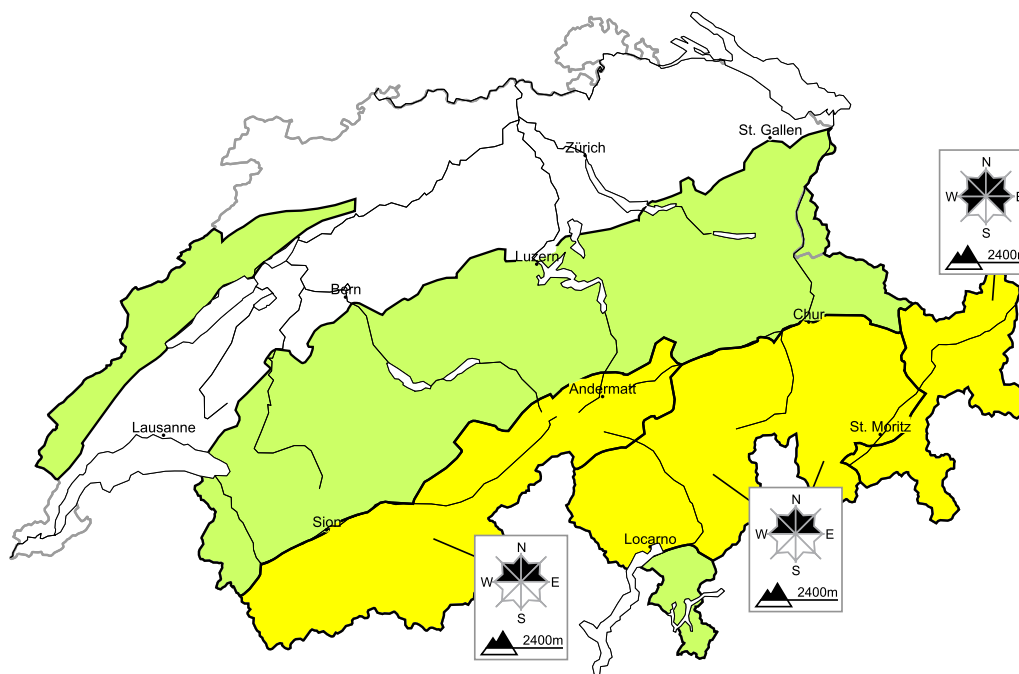


# In the early morning a generally favourable avalanche situation will prevail. Full-depth and wet avalanches as the day progresses

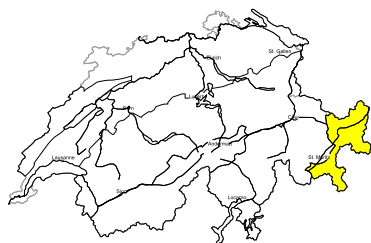
Edition: 16.4.2018, 17:00 / Next update: 17.4.2018, 17:00

## Dry avalanches



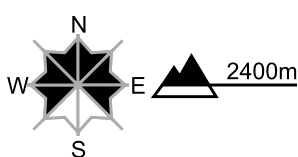
**Dry, region A**

**Level 2, moderate**



**Fresh snow, old snow**

**Avalanche prone locations**



**Danger description**

The fresh snow of Monday is in some cases still prone to triggering at elevated altitudes. Additionally in some places avalanches can release deeper layers of the snowpack and reach dangerously large size. These avalanche prone locations are to be found in particular on little-used, rather lightly snow-covered north facing slopes. They are rare but barely recognisable, even to the trained eye. Careful route selection is recommended.

**Additional danger: Wet avalanches as day progresses (see 2nd map)**

**Danger levels**

1 low

2 moderate

3 consider.

4 high

5 very high



WSL Institute for Snow and  
Avalanche Research SLF  
www.slf.ch