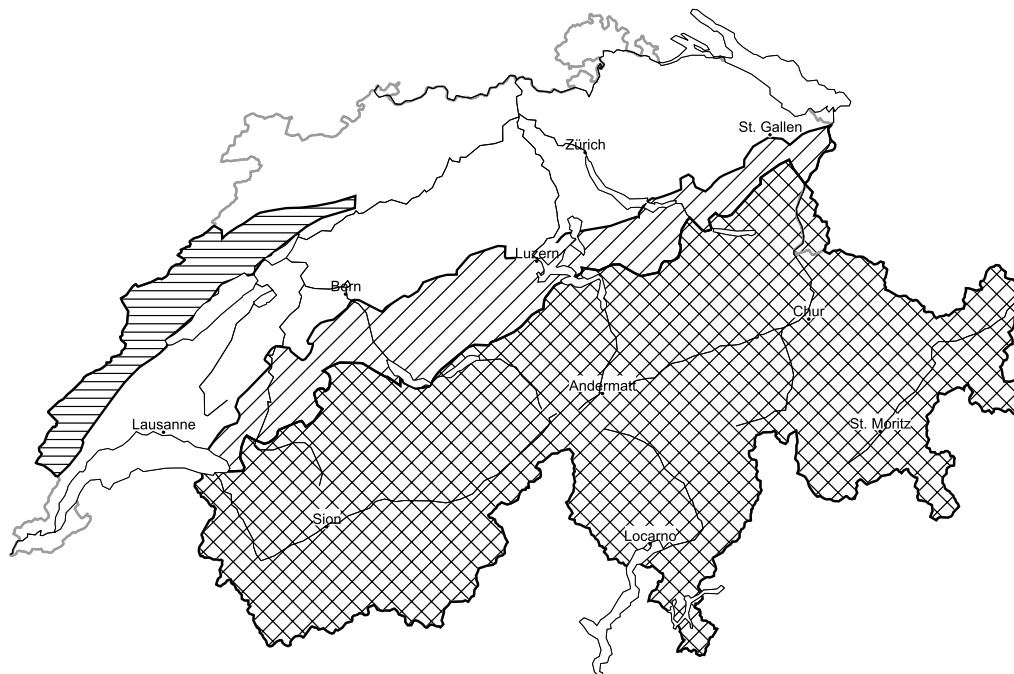


# In the early morning a generally favourable avalanche situation will prevail. Full-depth and wet avalanches as the day progresses

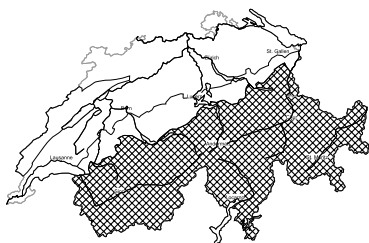
Edition: 16.4.2018, 17:00 / Next update: 17.4.2018, 17:00

## Wet avalanches as day progresses



### Wet, region A

### Level 3, considerable




### Wet avalanches as day progresses


In the late morning as a consequence of warming during the day and solar radiation there will be a rapid increase in the danger of wet and full-depth avalanches. More frequent full-depth and wet avalanches are to be expected, including large ones in isolated cases. The avalanche prone locations are to be found in particular in east to south to west facing aspects below approximately 2800 m and on north facing slopes below approximately 2200 m. Exposed parts of transportation routes can be endangered. Backcountry tours, off-piste skiing and ascents to alpine cabins should be started early and concluded timely. Caution is to be exercised in areas with glide cracks.

### Additional danger: Dry avalanches (see 1st map)


#### Danger levels



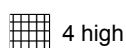
1 low




2 moderate



3 consider.



4 high



5 very high

