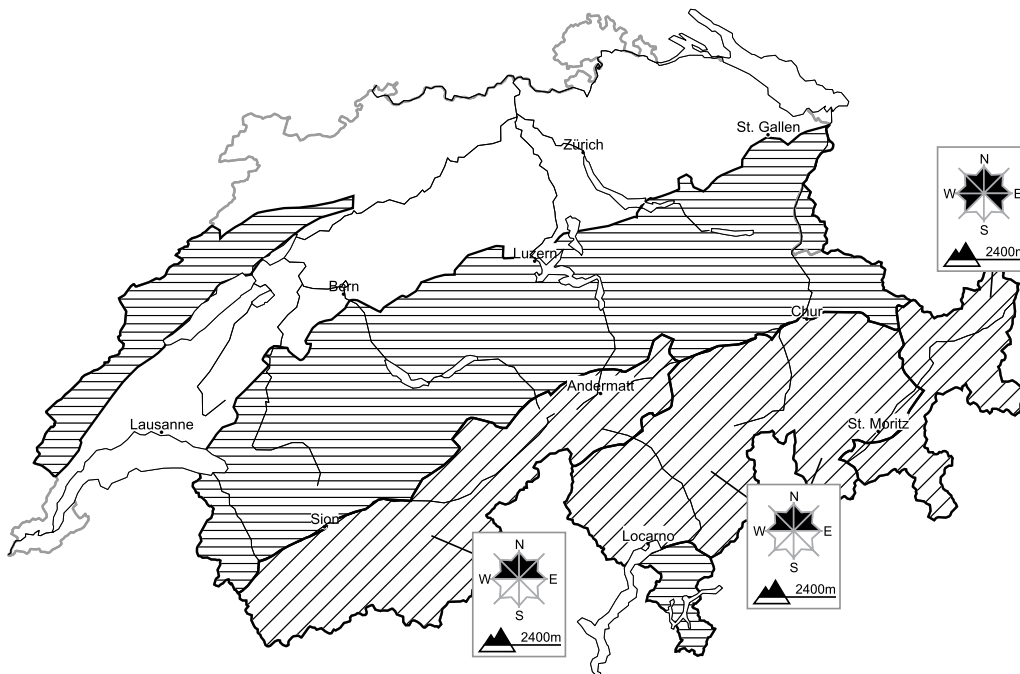


**In the early morning a generally favourable avalanche situation will prevail. Full-depth and wet avalanches as the day progresses**

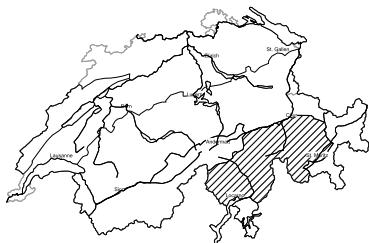
Edition: 16.4.2018, 17:00 / Next update: 17.4.2018, 17:00

**Dry avalanches**



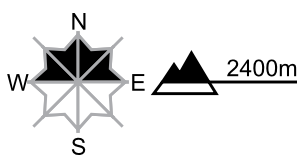
**Dry, region B**

**Level 2, moderate**



**Old snow**

**Avalanche prone locations**



**Danger description**

Older snow drift accumulations are in some cases still prone to triggering. Additionally in some places avalanches can release deeper layers of the snowpack and reach dangerously large size. These avalanche prone locations are to be found in particular on little-used, rather lightly snow-covered north facing slopes. They are rare but barely recognisable, even to the trained eye. Careful route selection is recommended.

**Additional danger: Wet avalanches as day progresses (see 2nd map)**

**Danger levels**

