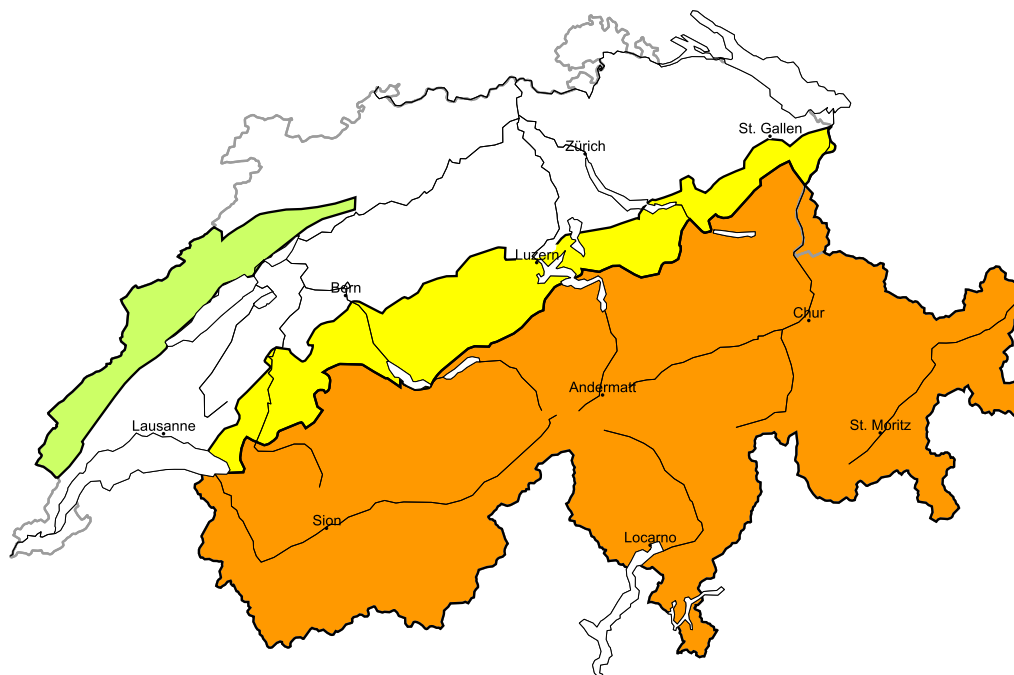


Outside marked and open pistes a considerable avalanche danger will be encountered in some regions. Wet avalanches as the day progresses

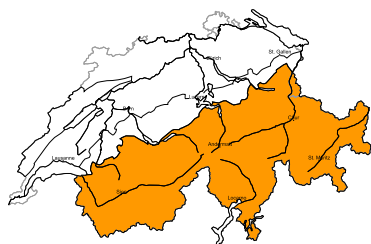
Edition: 14.4.2018, 08:00 / Next update: 14.4.2018, 17:00

Wet avalanches as day progresses



Wet, region A

Level 3, considerable




Wet avalanches as day progresses


As a consequence of warming during the day and solar radiation full-depth and wet avalanches are to be expected, including large ones in isolated cases. The avalanche prone locations are to be found in particular on east, south and west facing slopes below approximately 2600 m. Individual avalanche prone locations are to be found also on north facing slopes, in particular below approximately 2200 m. Caution is to be exercised in areas with glide cracks. Exposed parts of transportation routes can be endangered.

Additional danger: Dry avalanches (see 1st map)


Danger levels

 1 low

 2 moderate

 3 consider.

 4 high

 5 very high



WSL Institute for Snow and
Avalanche Research SLF
www.slf.ch