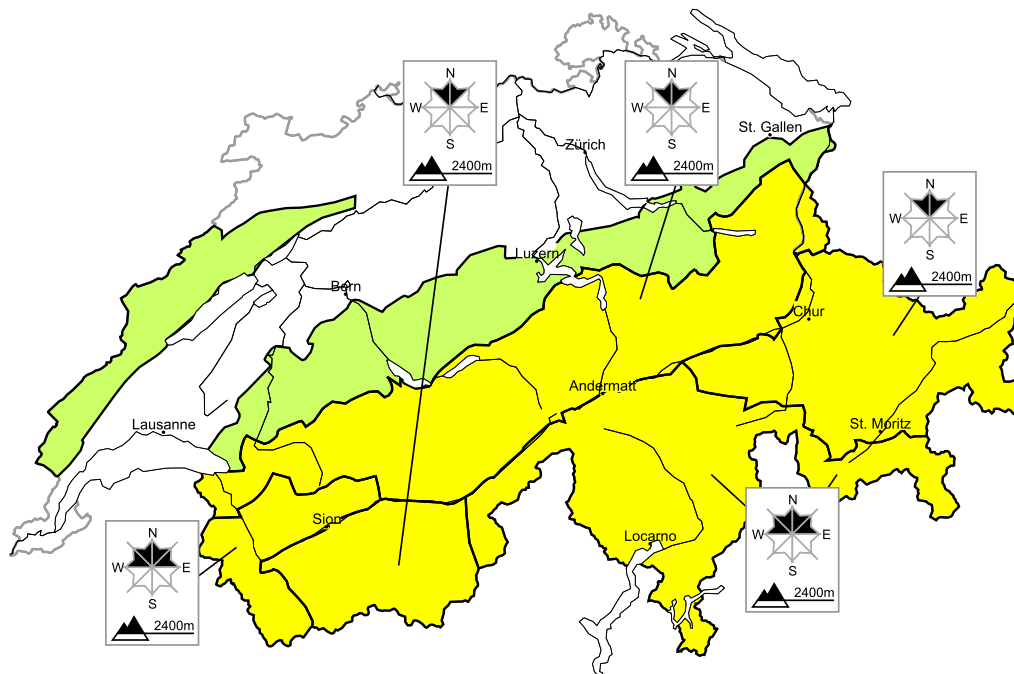


Increase in danger of wet and full-depth avalanches as the day progresses

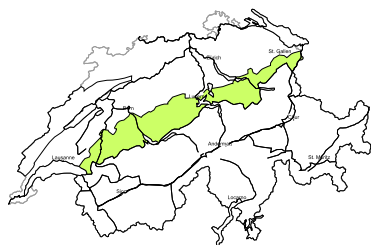
Edition: 6.4.2018, 17:00 / Next update: 7.4.2018, 08:00

Dry avalanches



Dry, region D

Level 1, low





Individual avalanche prone locations for dry avalanches are to be found in particular on very steep shady slopes, especially at high altitude. Restraint should be exercised because avalanches can sweep people along and give rise to falls.

Additional danger: Wet avalanches as day progresses (see 2nd map)


Danger levels

 1 low

 2 moderate

 3 consider.

 4 high

 5 very high



WSL Institute for Snow and
Avalanche Research SLF
www.slf.ch