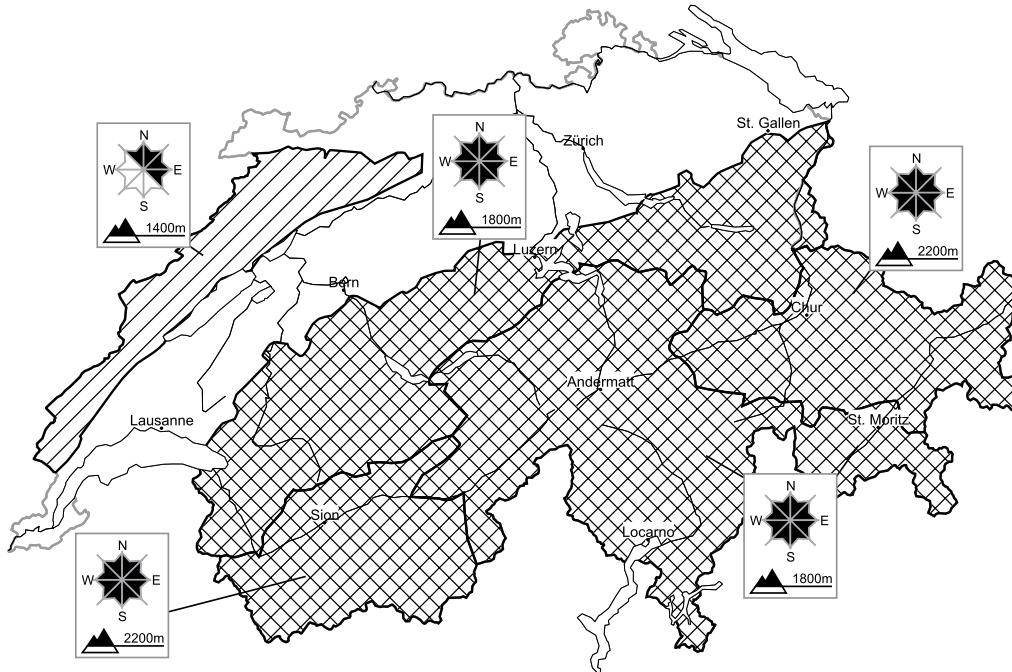


# Outside marked and open pistes a critical avalanche situation will be encountered in some regions

Edition: 1.4.2018, 08:00 / Next update: 1.4.2018, 17:00

## Avalanche danger



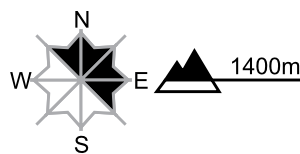
**region D**

**Level 2, moderate**



### Snow drifts

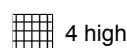


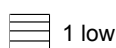
#### Avalanche prone locations



#### Danger description

As a consequence of the moderate wind small snow drift accumulations will form. The avalanche prone locations are to be found in particular adjacent to the ridge line and in gullies and bowls. The snow drift accumulations are to be evaluated with care and prudence in steep terrain. Apart from the danger of being buried, restraint should be exercised also in view of the danger of avalanches sweeping people along and giving rise to falls.

**Danger levels**



WSL Institute for Snow and  
 Avalanche Research SLF  
 www.slf.ch