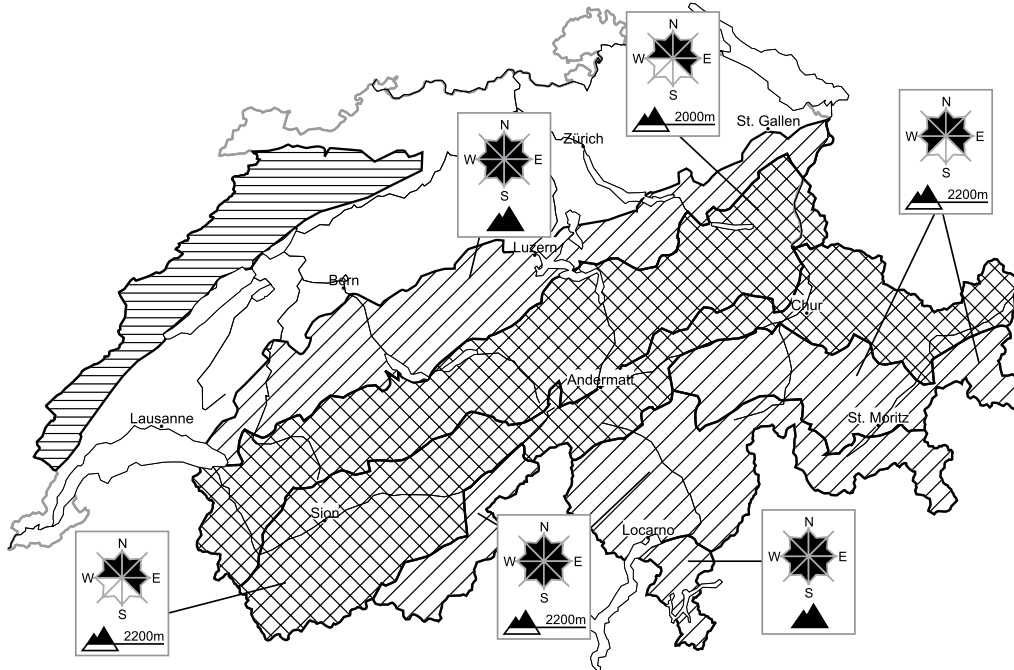


Considerable danger of dry and wet avalanches will be encountered over a wide area

Edition: 30.3.2018, 08:00 / Next update: 30.3.2018, 17:00

Avalanche danger



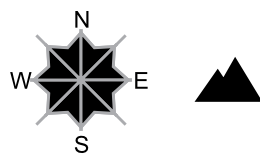
region E

Level 2, moderate



Wet and full-depth avalanches

Avalanche prone locations



Danger description

Full-depth and wet avalanches are possible. These can reach medium size. Areas with glide cracks are to be avoided.


Snow drifts

High altitudes: The fresh and somewhat older snow drift accumulations are mostly small but in some cases prone to triggering. They are to be found in particular in gullies and bowls, and behind abrupt changes in the terrain. The snow drift accumulations are to be avoided in steep terrain.


Danger levels



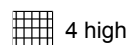
1 low




2 moderate



3 consider.



4 high



5 very high



WSL Institute for Snow and
 Avalanche Research SLF
 www.slf.ch