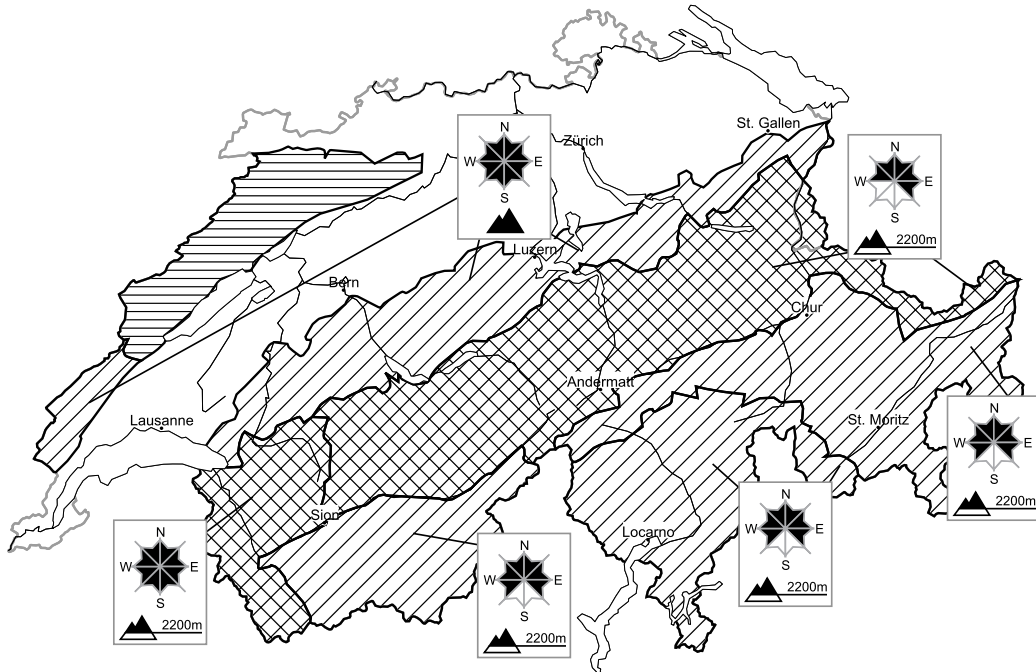


Considerable danger of dry and wet avalanches will be encountered in some regions

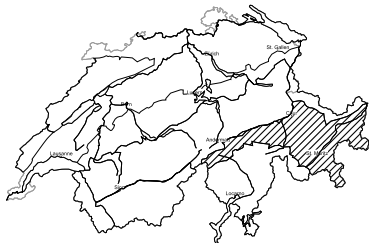
Edition: 28.3.2018, 17:00 / Next update: 29.3.2018, 08:00

Avalanche danger



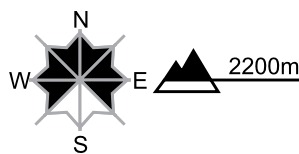
region E

Level 2, moderate



Snow drifts, old snow

Avalanche prone locations



Danger description

Fresh snow drift accumulations are mostly small but can in some cases be released easily. They are to be found in particular adjacent to the ridge line and in gullies and bowls. The number and size of avalanche prone locations will increase with altitude. Avalanches can additionally in isolated cases be released in deeper layers. This applies in particular on very steep north facing slopes in little used backcountry terrain. Such avalanche prone locations are barely recognisable. Careful route selection is important.

Full-depth avalanches

Below approximately 2400 m individual full-depth avalanches are possible. In many cases these are dangerously large. Caution is to be exercised in areas with glide cracks.

Danger levels

