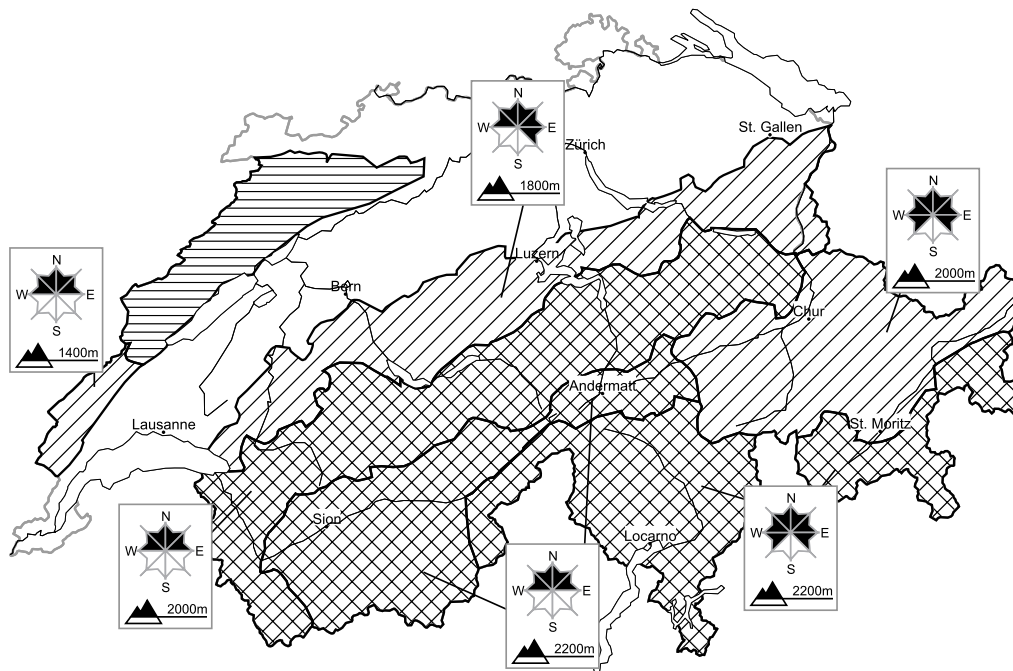


Considerable avalanche danger will be encountered over a wide area

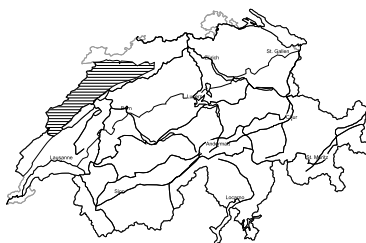
Edition: 15.3.2018, 17:00 / Next update: 16.3.2018, 08:00

Avalanche danger



region G


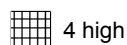



Level 1, low



Snow drifts

Individual avalanche prone locations are to be found in particular in extremely steep terrain. Restraint should be exercised because avalanches can sweep people along and give rise to falls.

Danger levels



WSL Institute for Snow and
Avalanche Research SLF
www.slf.ch