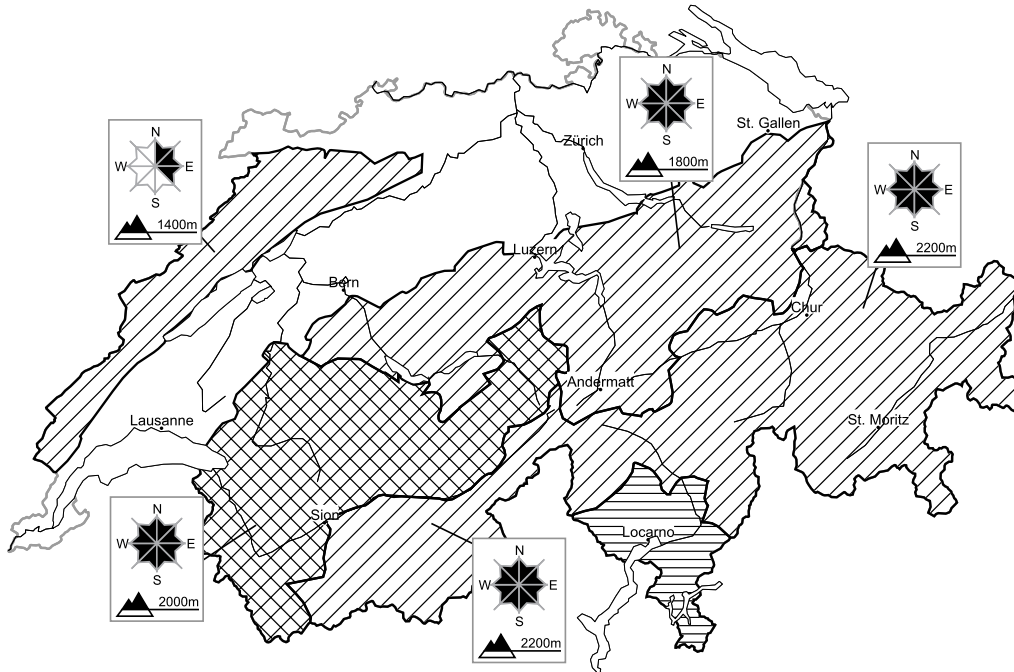


In the west a considerable avalanche danger will be encountered over a wide area. Snow drifts require caution

Edition: 2.3.2018, 17:00 / Next update: 3.3.2018, 08:00

Avalanche danger



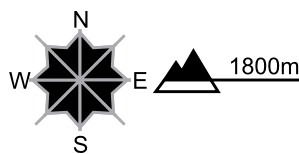
region B

Level 2, moderate



Snow drifts


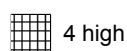



Avalanche prone locations



Danger description

Fresh and somewhat older snow drift accumulations can be released by a single winter sport participant. The avalanche prone locations are to be found in particular on steep west, north and east facing slopes and adjacent to the ridge line and in pass areas. They are covered with fresh snow and difficult to recognise. Mostly avalanches are small. The snow drift accumulations are to be avoided in steep terrain. Backcountry touring calls for careful route selection.

Danger levels



WSL Institute for Snow and
 Avalanche Research SLF
 www.slf.ch