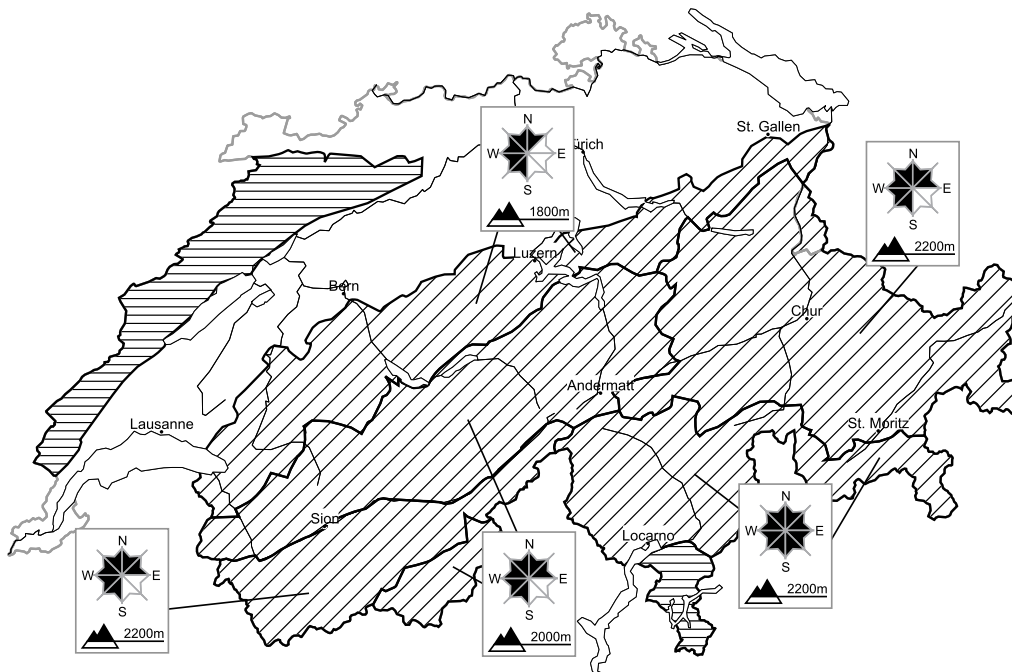


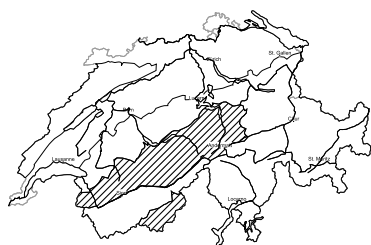
Moderate avalanche danger will be encountered over a wide area

Edition: 26.2.2018, 17:00 / Next update: 27.2.2018, 08:00

Avalanche danger

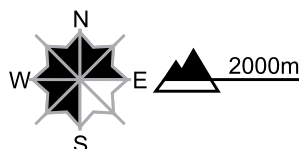


region B **Level 2, moderate**



Snow drifts

Avalanche prone locations



Danger description

Fresh and somewhat older snow drift accumulations are in some cases prone to triggering. They are to be found in particular adjacent to the ridge line and in gullies and bowls. The snow drift accumulations are clearly recognisable to the trained eye. They are to be evaluated with care and prudence in steep terrain.

Old snow

Weak layers in the upper part of the snowpack can be released by people in particular in little used backcountry terrain. This applies in particular above approximately 2400 m. These avalanche prone locations are very rare but barely recognisable. Careful route selection is recommended.

Danger levels

