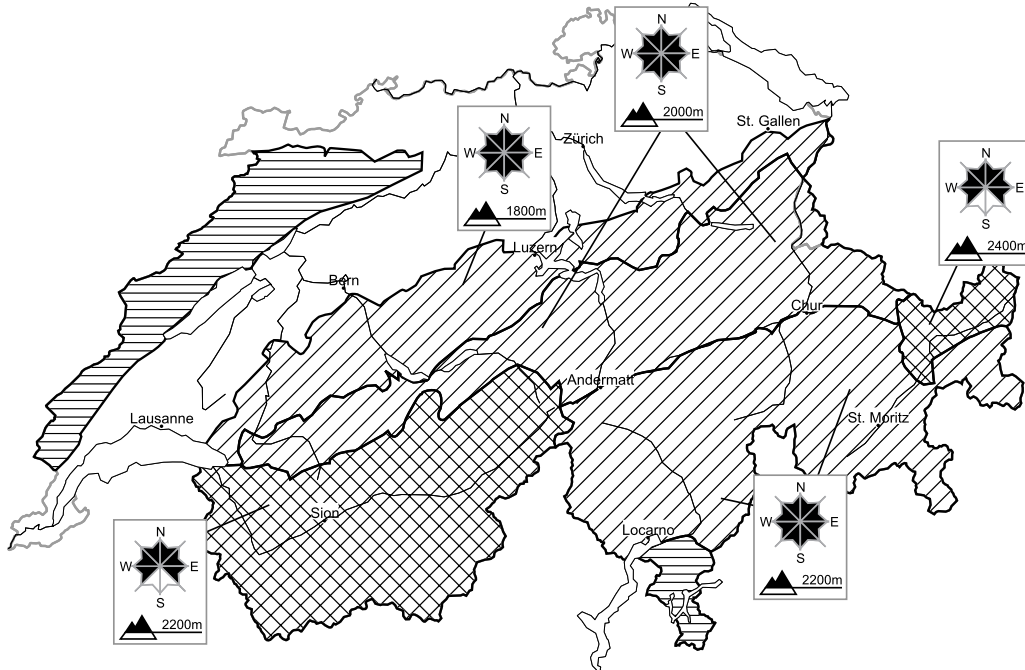


# Considerable avalanche danger will be encountered in some regions

Edition: 21.2.2018, 08:00 / Next update: 21.2.2018, 17:00

## Avalanche danger



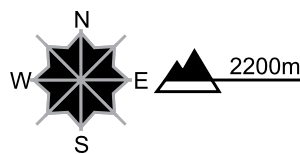
**region D**

**Level 2, moderate**



### Snow drifts


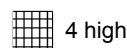


#### Avalanche prone locations



#### Danger description

Fresh and somewhat older snow drift accumulations are mostly small but in some cases prone to triggering. They are to be evaluated with care and prudence in particular in very steep terrain. The avalanche prone locations are to be found in particular adjacent to the ridge line and in gullies and bowls. Apart from the danger of being buried, restraint should be exercised also in view of the danger of avalanches sweeping people along and giving rise to falls.

**Danger levels**



WSL Institute for Snow and  
 Avalanche Research SLF  
 www.slf.ch