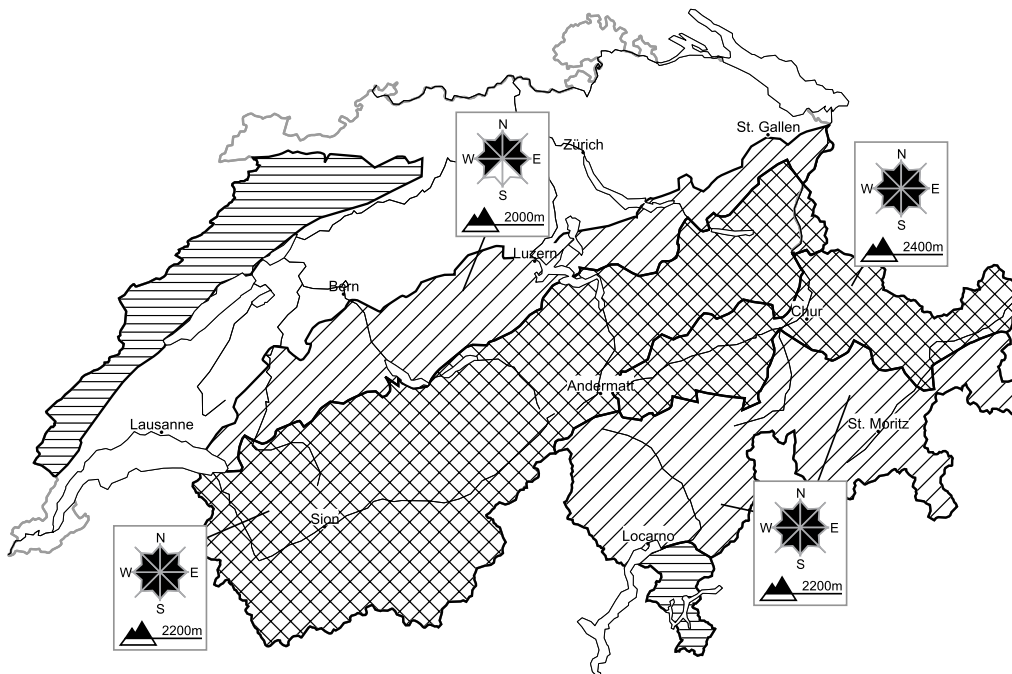


Outside marked and open pistes a considerable avalanche danger will be encountered over a wide area

Edition: 19.2.2018, 17:00 / Next update: 20.2.2018, 08:00

Avalanche danger



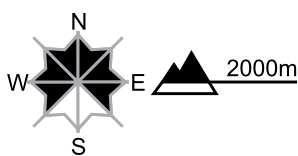
region D

Level 2, moderate



Snow drifts

Avalanche prone locations




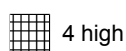



Danger description

The somewhat older snow drift accumulations are mostly small but in some cases prone to triggering. They are to be found especially adjacent to the ridge line. The avalanche prone locations are sometimes covered with fresh snow and difficult to recognise. Careful route selection is recommended.

Full-depth avalanches

Isolated full-depth avalanches are possible in all aspects.

Danger levels



WSL Institute for Snow and
 Avalanche Research SLF
 www.slf.ch