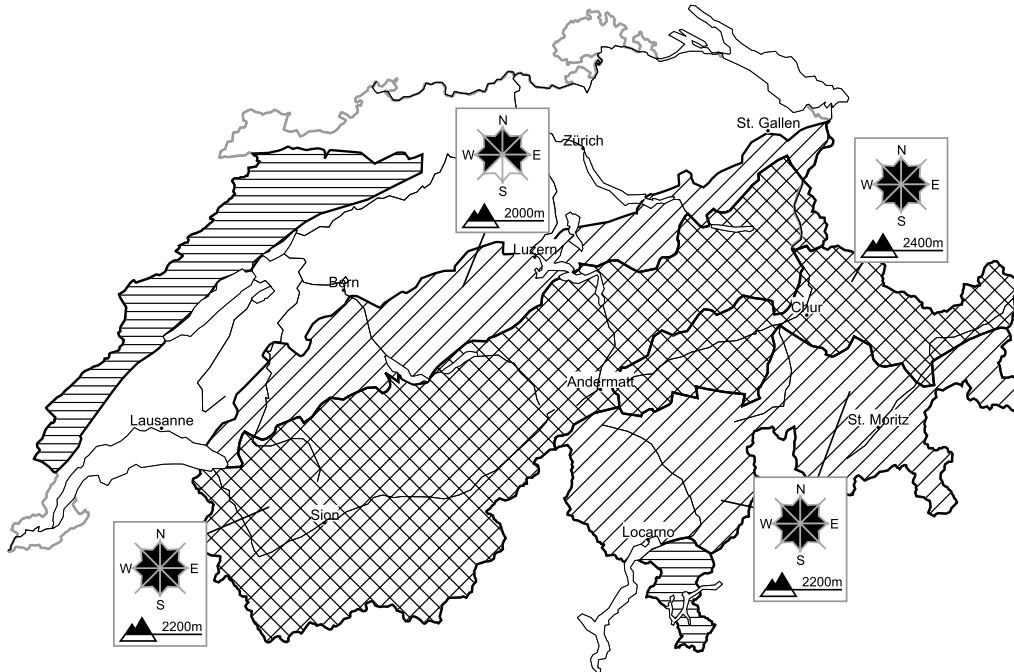


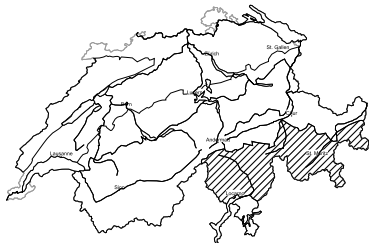
Outside marked and open pistes a considerable avalanche danger will be encountered over a wide area

Edition: 19.2.2018, 17:00 / Next update: 20.2.2018, 08:00

Avalanche danger

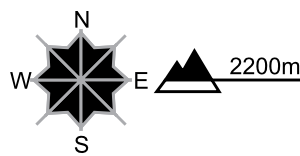


region C Level 2, moderate



Snow drifts

Avalanche prone locations



Danger description

Fresh and somewhat older snow drift accumulations are mostly small but in some cases prone to triggering. They are to be evaluated with care and prudence in particular in very steep terrain. The avalanche prone locations are to be found in particular adjacent to the ridge line and in gullies and bowls. Apart from the danger of being buried, restraint should be exercised also in view of the danger of avalanches sweeping people along and giving rise to falls. Careful route selection is recommended.

Danger levels

