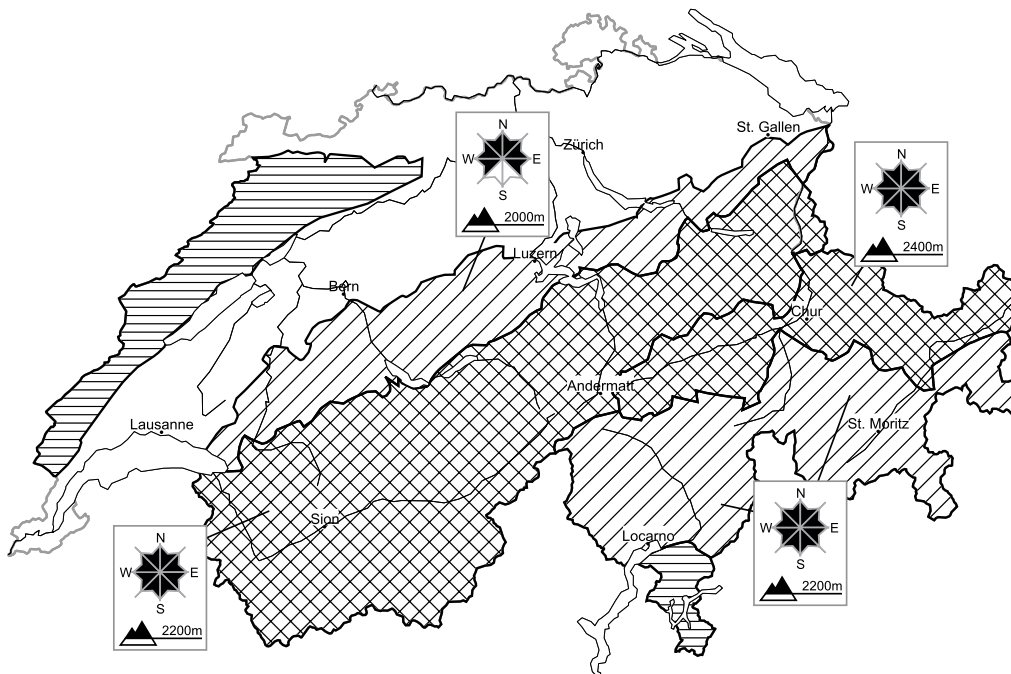


Outside marked and open pistes a considerable avalanche danger will be encountered over a wide area

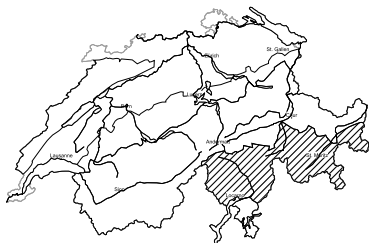
Edition: 19.2.2018, 08:00 / Next update: 19.2.2018, 17:00

Avalanche danger



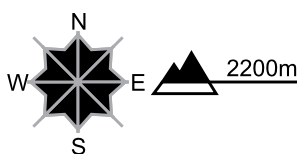
region C

Level 2, moderate



Snow drifts


Avalanche prone locations




Danger description

Fresh and somewhat older snow drift accumulations are mostly small but prone to triggering. They are to be found adjacent to the ridge line and in gullies and bowls. The number and size of avalanche prone locations will increase with altitude. Apart from the danger of being buried, restraint should be exercised also in view of the danger of avalanches sweeping people along and giving rise to falls. Careful route selection is important.


Danger levels



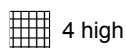
1 low




2 moderate



3 consider.



4 high



5 very high



WSL Institute for Snow and
 Avalanche Research SLF
 www.slf.ch