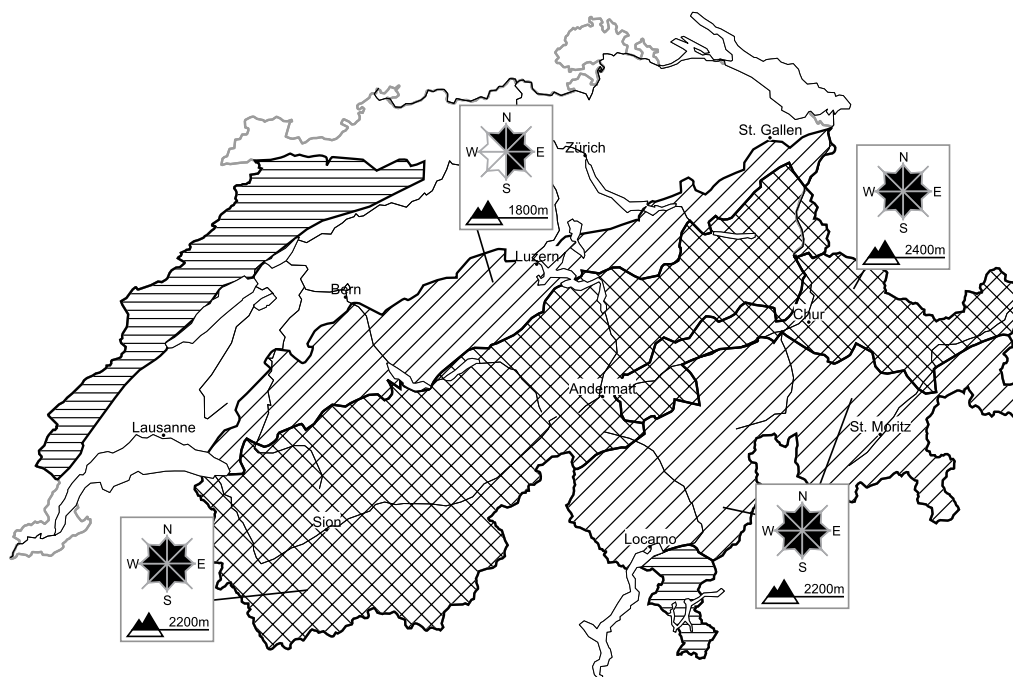


Outside marked and open pistes a considerable avalanche danger will be encountered over a wide area

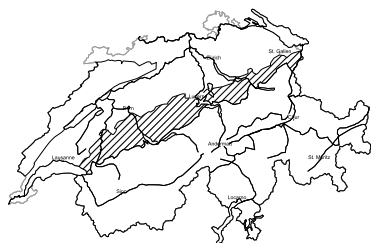
Edition: 16.2.2018, 17:00 / Next update: 17.2.2018, 08:00

Avalanche danger



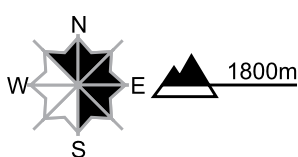
region D

Level 2, moderate



Snow drifts

Avalanche prone locations




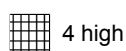



Danger description

Fresh and somewhat older snow drift accumulations are mostly small but in some cases prone to triggering. They are to be found especially adjacent to the ridge line. The snow drift accumulations are to be evaluated with care and prudence.

Full-depth avalanches

In all aspects full-depth avalanches are possible. Caution is to be exercised in areas with glide cracks.

Danger levels



WSL Institute for Snow and
 Avalanche Research SLF
 www.slf.ch