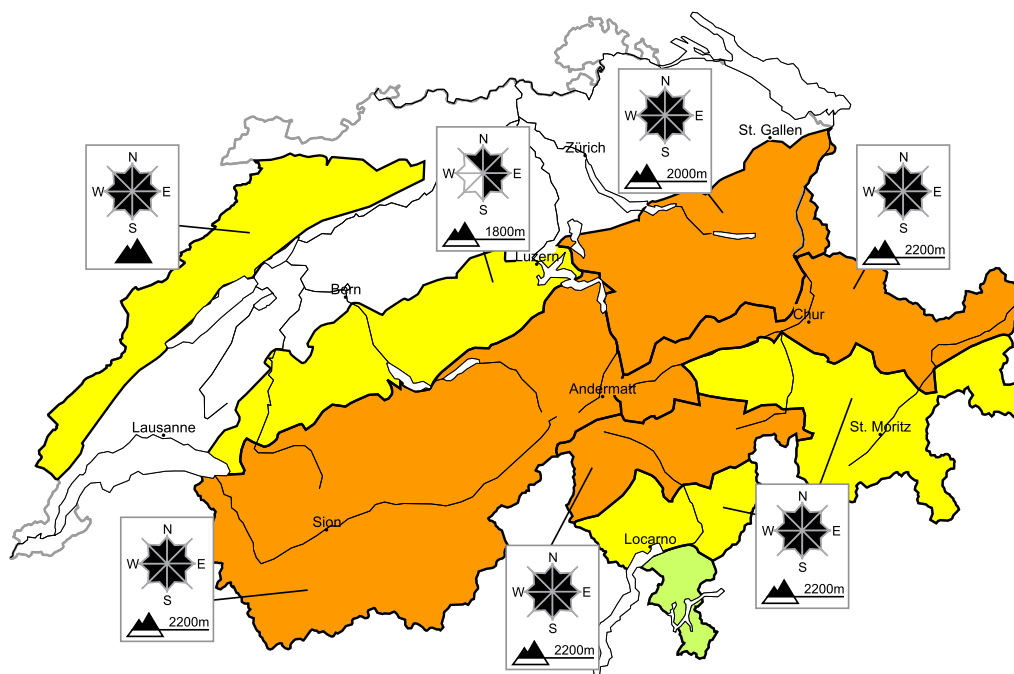


Outside marked and open pistes a considerable avalanche danger will be encountered over a wide area

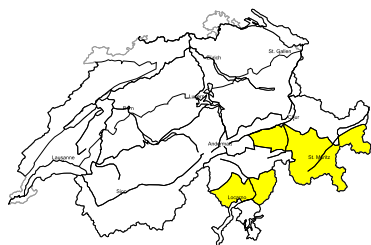
Edition: 16.2.2018, 08:00 / Next update: 16.2.2018, 17:00

Avalanche danger



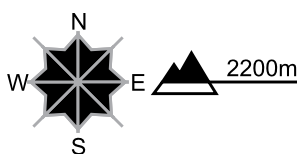
region E

Level 2, moderate



Snow drifts

Avalanche prone locations



Danger description

Fresh and somewhat older snow drift accumulations are mostly small but prone to triggering. They are to be found adjacent to the ridge line and in gullies and bowls. The number and size of avalanche prone locations will increase as the day progresses. Apart from the danger of being buried, restraint should be exercised also in view of the danger of avalanches sweeping people along and giving rise to falls. Careful route selection is recommended.

Danger levels

1 low

2 moderate

3 consider.

4 high

5 very high



WSL Institute for Snow and
 Avalanche Research SLF
 www.slf.ch