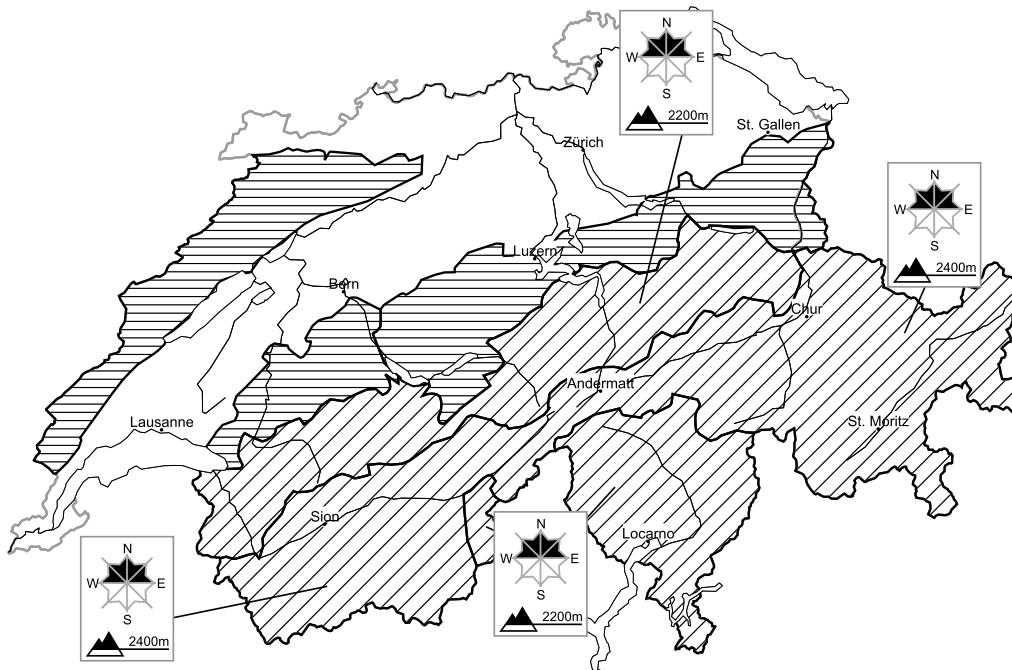


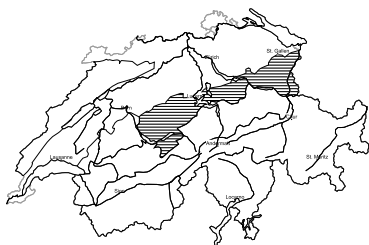
A generally favourable avalanche situation will prevail

Edition: 8.2.2018, 08:00 / Next update: 8.2.2018, 17:00

Avalanche danger




region E Level 1, low




Snow drifts

Individual avalanche prone locations are to be found in particular adjacent to the ridge line and in gullies and bowls, especially at elevated altitudes. Even a small avalanche can sweep snow sport participants along and give rise to falls.


Danger levels



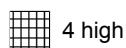
1 low




2 moderate



3 consider.



4 high



5 very high



WSL Institute for Snow and
Avalanche Research SLF
www.slf.ch