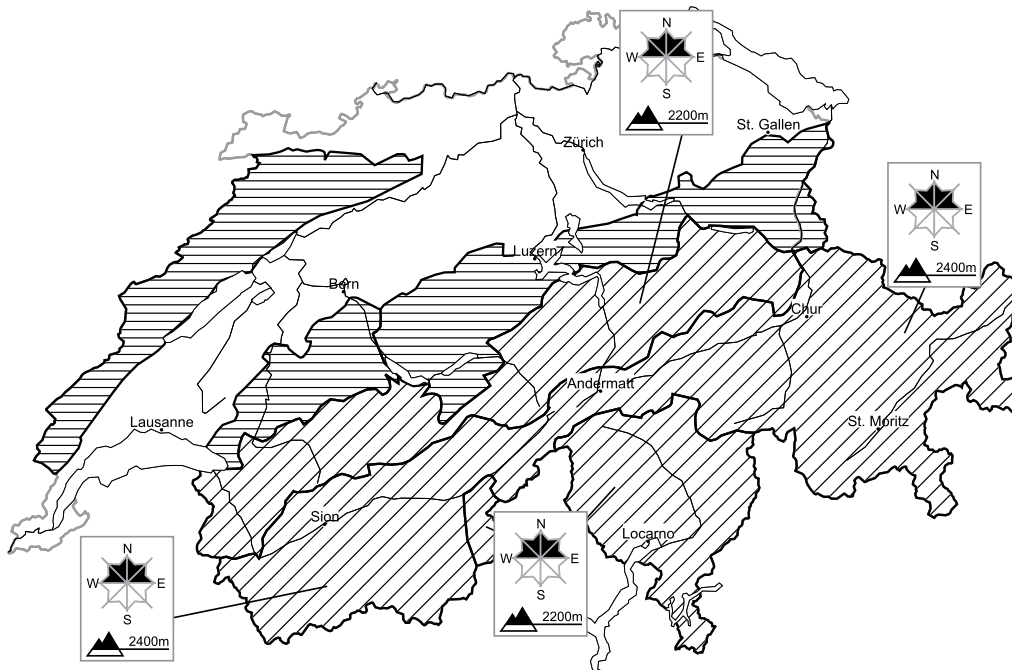


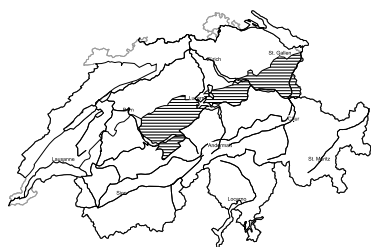
A generally favourable avalanche situation will prevail

Edition: 7.2.2018, 17:00 / Next update: 8.2.2018, 08:00

Avalanche danger




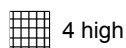



region E **Level 1, low**



Snow drifts

Individual avalanche prone locations are to be found in particular adjacent to the ridge line and in gullies and bowls, especially at elevated altitudes. Even a small avalanche can sweep snow sport participants along and give rise to falls.

Danger levels



WSL Institute for Snow and
Avalanche Research SLF
www.slf.ch