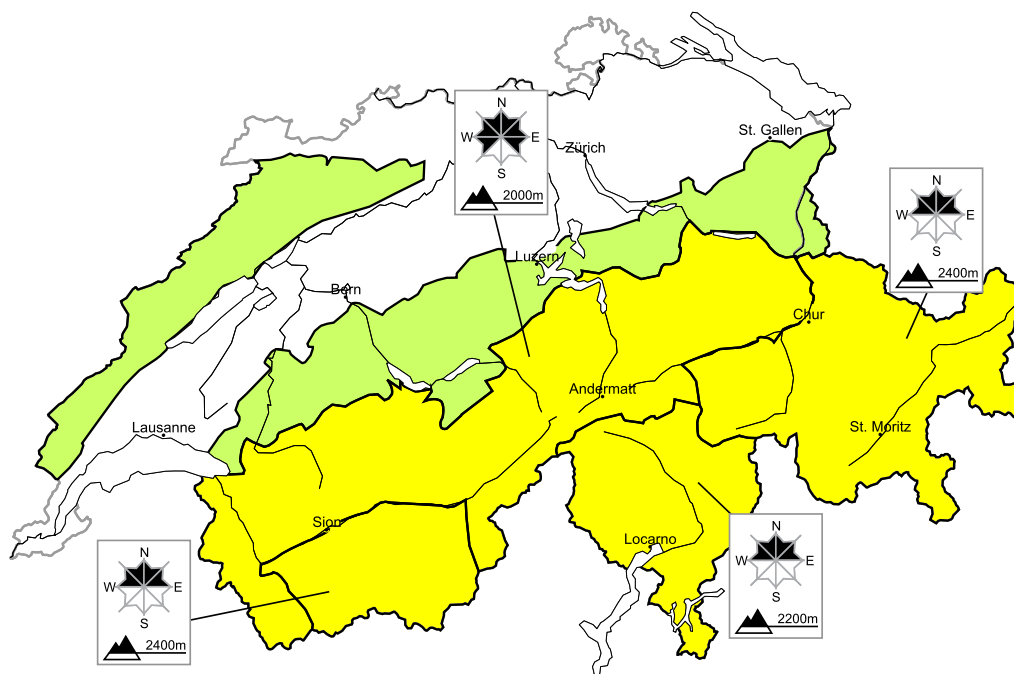


# Moderate avalanche danger will be encountered over a wide area. Snow drifts require caution

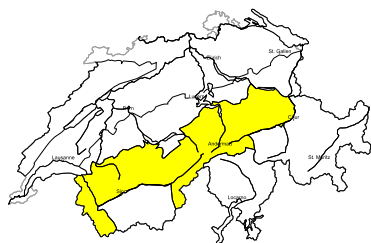
Edition: 7.2.2018, 08:00 / Next update: 7.2.2018, 17:00

## Avalanche danger



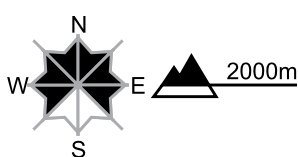
**region A**

**Level 2, moderate**



### Snow drifts

#### Avalanche prone locations



#### Danger description

The mostly small snow drift accumulations of the last few days can be released by a single winter sport participant in some cases. The avalanche prone locations are to be found in particular adjacent to the ridge line and in pass areas and in gullies and bowls. The number and size of avalanche prone locations will increase with altitude. They are clearly recognisable to the trained eye. Apart from the danger of being buried, restraint should be exercised also in view of the danger of avalanches sweeping people along and giving rise to falls. Backcountry touring calls for careful route selection.

### Full-depth avalanches

Individual small and medium-sized full-depth avalanches are possible, especially on east, south and west facing slopes below approximately 2400 m. They can be released at any time of day or night. Areas with glide cracks are to be avoided as far as possible.

**Danger levels**



1 low



2 moderate



3 consider.



4 high



5 very high



WSL Institute for Snow and  
 Avalanche Research SLF  
 www.slf.ch