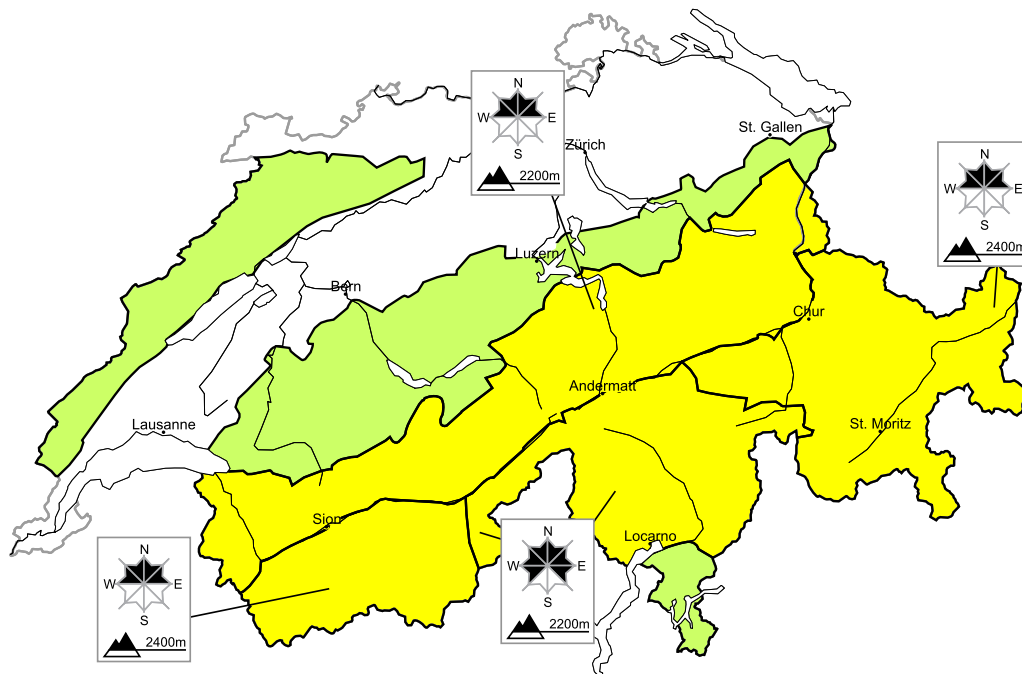


A generally favourable avalanche situation will prevail. Snow drifts require caution

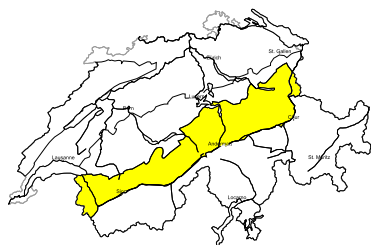
Edition: 4.2.2018, 17:00 / Next update: 5.2.2018, 08:00

Avalanche danger



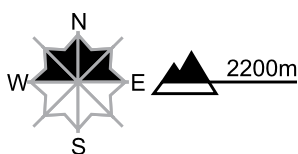
region A

Level 2, moderate



Snow drifts

Avalanche prone locations



Danger description

As a consequence of the southerly wind snow drift accumulations will form. They are mostly small but prone to triggering. The avalanche prone locations are to be found in particular adjacent to the ridge line and in pass areas and in gullies and bowls. Apart from the danger of being buried, restraint should be exercised also in view of the danger of avalanches sweeping people along and giving rise to falls. Careful route selection is recommended.

Full-depth avalanches

Individual small and medium-sized full-depth avalanches are possible, especially on east, south and west facing slopes below approximately 2400 m. They can be released at any time of day or night. Areas with glide cracks are to be avoided as far as possible.

Danger levels

1 low

2 moderate

3 consider.

4 high

5 very high



WSL Institute for Snow and
Avalanche Research SLF
www.slf.ch