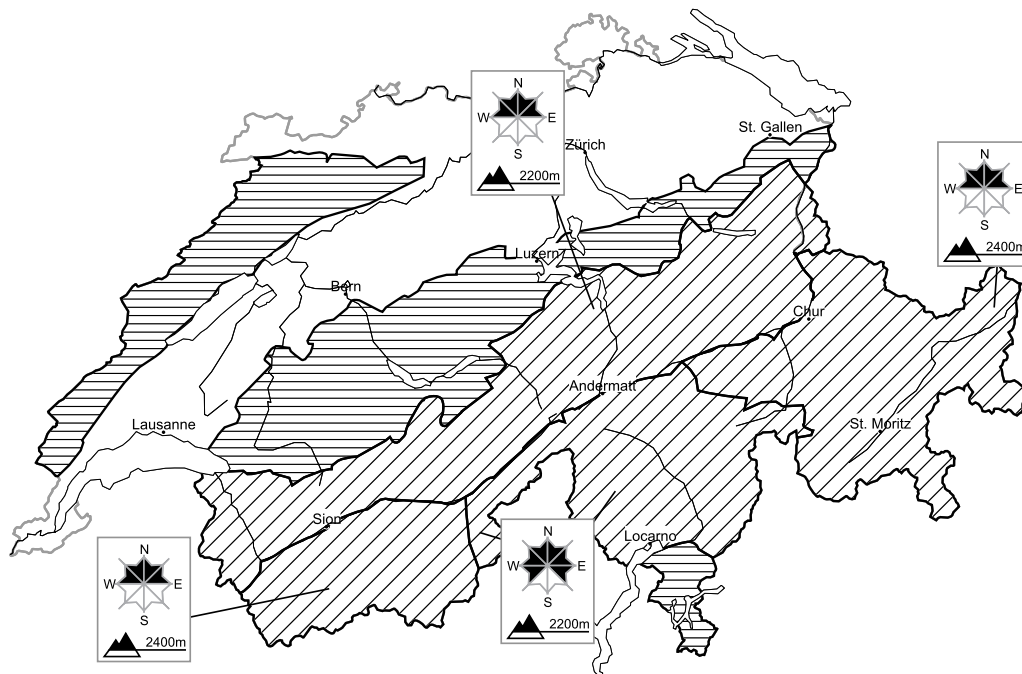


# A generally favourable avalanche situation will prevail. Snow drifts require caution

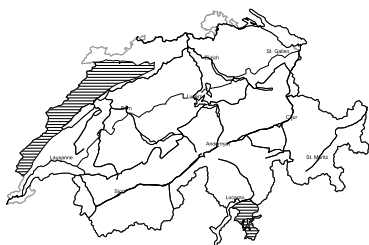
Edition: 4.2.2018, 17:00 / Next update: 5.2.2018, 08:00

## Avalanche danger



### region E

### Level 1, low




#### Dry avalanches

Individual avalanche prone locations for dry avalanches are to be found in particular in extremely steep terrain. Even a small avalanche can sweep snow sport participants along and give rise to falls.


#### Full-depth avalanches

On steep grassy slopes individual full-depth avalanches are possible. They can be released at any time of day or night. Areas with glide cracks are to be avoided as far as possible.


#### Danger levels



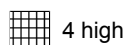
1 low




2 moderate



3 consider.



4 high



5 very high

