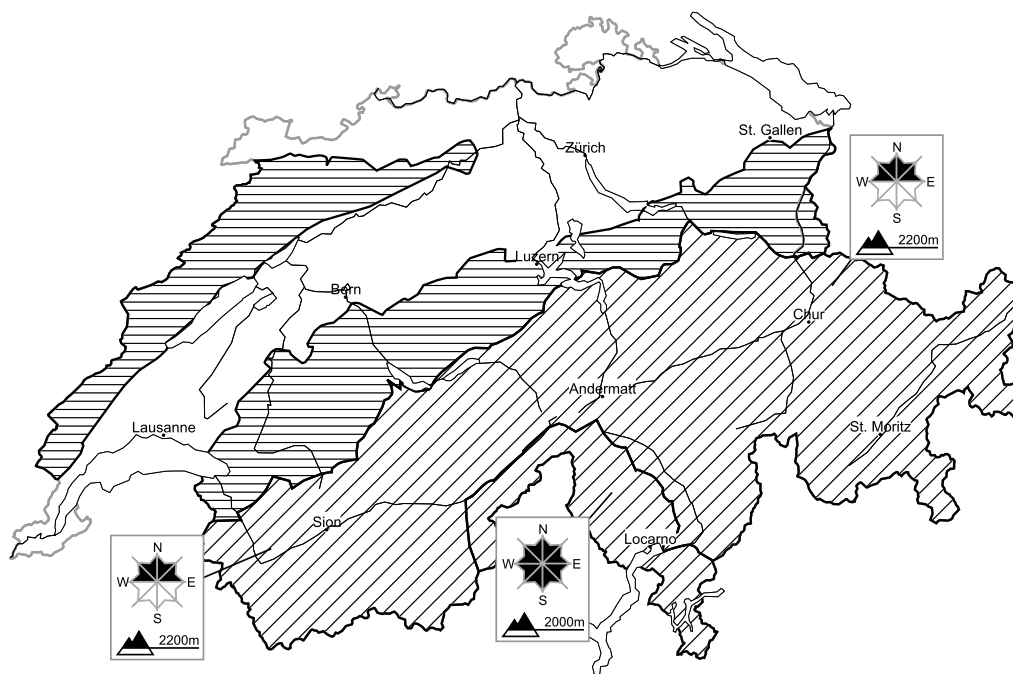


# A generally favourable avalanche situation will prevail. Full-depth avalanches on steep grassy slopes

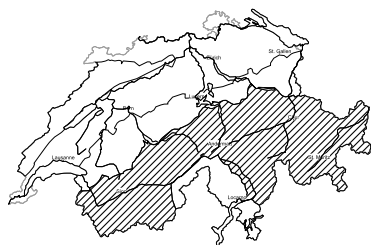
Edition: 28.1.2018, 08:00 / Next update: 28.1.2018, 17:00

## Avalanche danger



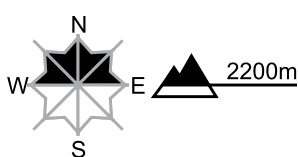
**region B**

**Level 2, moderate**



### Old snow

#### Avalanche prone locations



#### Danger description

The near-surface layers of the snowpack can be released especially by large additional loads, caution is to be exercised in particular on very steep shady slopes. Careful route selection is recommended.

### Full-depth avalanches

Below approximately 2400 m full-depth avalanches are possible, including large ones in isolated cases. This applies in particular on steep east, south and west facing slopes. They can be released at any time of day or night. Areas with glide cracks are to be avoided.

**Danger levels**



WSL Institute for Snow and  
 Avalanche Research SLF  
 www.slf.ch