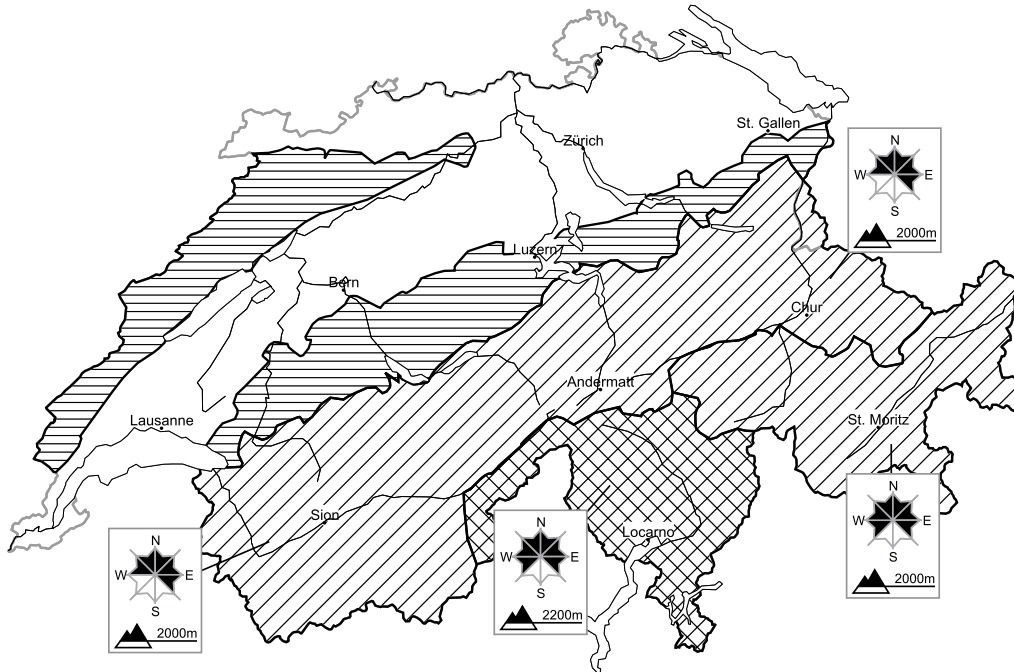


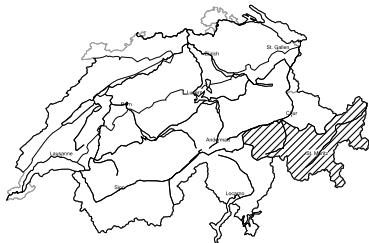
In the south a considerable avalanche danger will be encountered in some regions. Full-depth avalanches on steep grassy slopes

Edition: 26.1.2018, 17:00 / Next update: 27.1.2018, 08:00

Avalanche danger

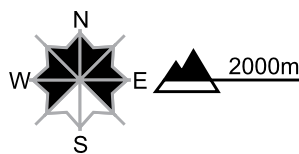


region B Level 2, moderate



Old snow, snow drifts

Avalanche prone locations



Danger description

The near-surface layers of the snowpack can be released especially by large additional loads, caution is to be exercised in particular in areas where the snow cover is rather shallow. Avalanches can penetrate deep layers and reach dangerously large size. As a consequence of the southwesterly wind snow drift accumulations have formed. They are mostly small. These are to be found in particular in gullies and bowls, and behind abrupt changes in the terrain. The snow drift accumulations are to be evaluated with care and prudence in very steep terrain.

Full-depth avalanches

Below approximately 2200 m full-depth avalanches are possible, including quite large ones. This applies in particular on steep east, south and west facing slopes. They can be released at any time of day or night. Areas with glide cracks are to be avoided as far as possible.

Danger levels

