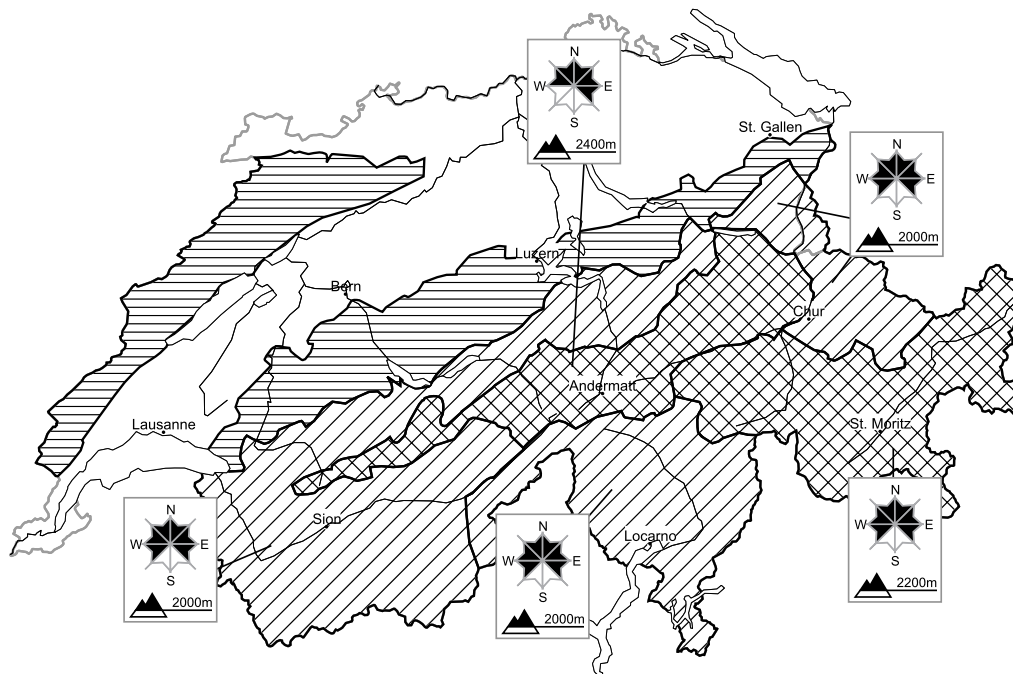


# Considerable avalanche danger will be encountered in some regions. Full-depth avalanches on steep grassy slopes

Edition: 26.1.2018, 08:00 / Next update: 26.1.2018, 17:00

## Avalanche danger

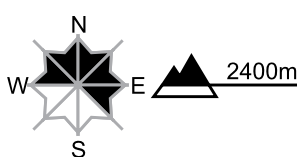


### region B Level 3, considerable



#### Snow drifts

#### Avalanche prone locations




#### Danger description

As a consequence of the southwesterly wind avalanche prone snow drift accumulations will form. These are to be found in particular in gullies and bowls, and behind abrupt changes in the terrain. They are clearly recognisable to the trained eye. Avalanches can be released, even by a single winter sport participant. Experience in the assessment of avalanche danger is required.

#### Full-depth avalanches

Below approximately 2400 m full-depth avalanches are possible, including quite large ones. This applies in particular on steep east, south and west facing slopes. They can be released at any time of day or night. Areas with glide cracks are to be avoided as far as possible.


Danger levels



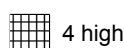
1 low




2 moderate



3 consider.



4 high



5 very high



WSL Institute for Snow and  
 Avalanche Research SLF  
 www.slf.ch