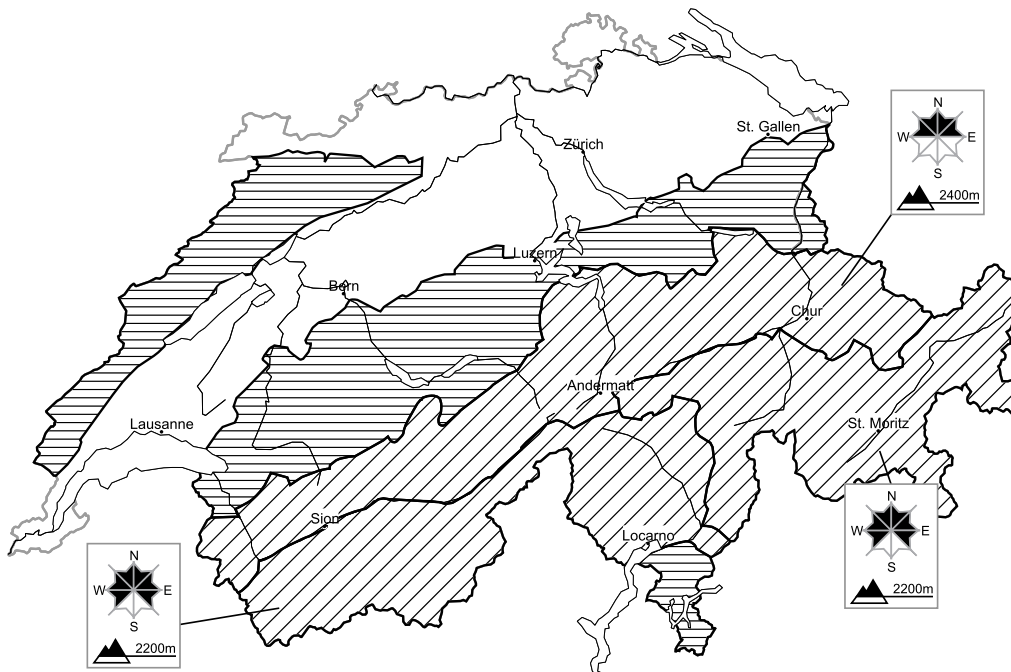


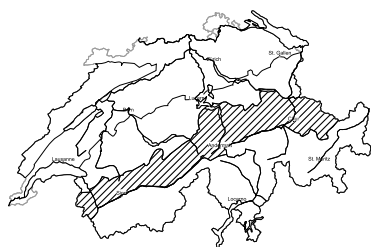
A generally favourable avalanche situation will prevail

Edition: 13.1.2018, 17:00 / Next update: 14.1.2018, 08:00

Avalanche danger

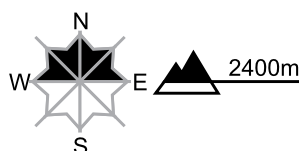


region C **Level 2, moderate**



Old snow

Avalanche prone locations



Danger description

Avalanches can in isolated cases be released in near-surface layers. These avalanche prone locations are to be found in particular in gullies and bowls, and behind abrupt changes in the terrain and adjacent to the ridge line. Mostly avalanches are only small. Careful route selection is recommended.

Full-depth avalanches

More full-depth avalanches are possible. This applies in all aspects below approximately 2400 m. Caution is to be exercised in areas with glide cracks.

Danger levels

