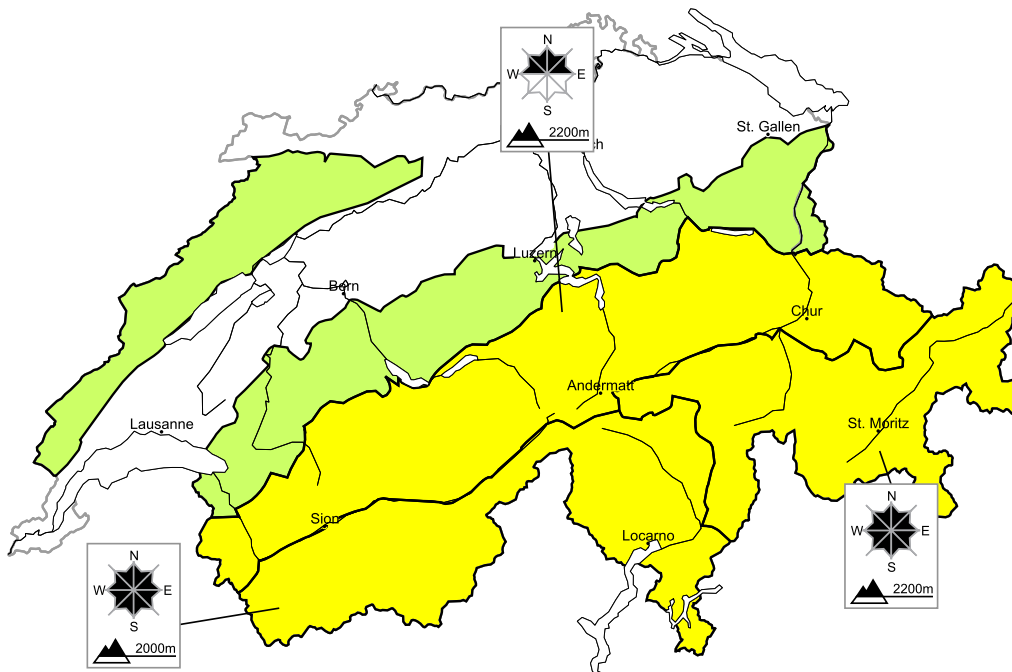


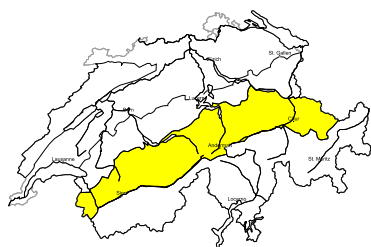
# A generally favourable avalanche situation will prevail

Edition: 12.1.2018, 17:00 / Next update: 13.1.2018, 08:00

## Avalanche danger

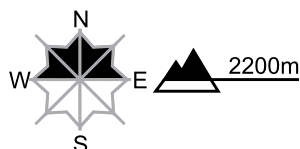


**region C** **Level 2, moderate**



### Old snow

#### Avalanche prone locations



#### Danger description

Avalanches can in some cases be released in near-surface layers. Mostly they are rather small. The avalanche prone locations are to be found in particular in gullies and bowls, and behind abrupt changes in the terrain and adjacent to the ridge line. Careful route selection is recommended.


### Full-depth avalanches

More full-depth avalanches are possible. This applies in all aspects below approximately 2400 m. Caution is to be exercised in areas with glide cracks.


**Danger levels**



1 low



2 moderate



3 consider.



4 high



5 very high

