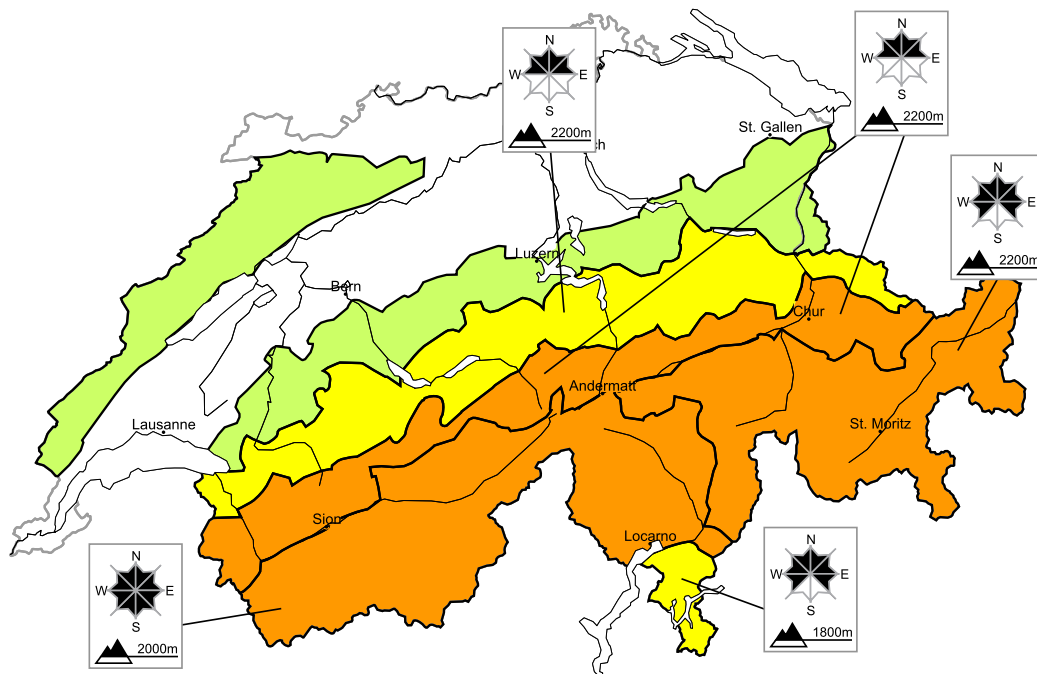


Considerable avalanche danger will be encountered over a wide area

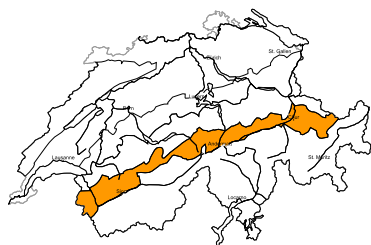
Edition: 10.1.2018, 17:00 / Next update: 11.1.2018, 08:00

Avalanche danger



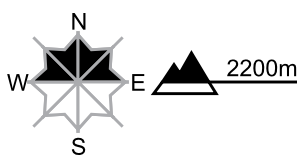
region C

Level 3, considerable



Snow drifts

Avalanche prone locations



Danger description

The somewhat older snow drift accumulations are in some cases still prone to triggering. Avalanche prone locations are to be found also adjacent to the ridge line in all aspects. Mostly avalanches are small but easily released.

Backcountry touring and other off-piste activities call for experience in the assessment of avalanche danger and careful route selection.


Full-depth avalanches

More full-depth avalanches are possible. This applies in all aspects below approximately 2400 m. Caution is to be exercised in areas with glide cracks.


Danger levels



1 low




2 moderate



3 consider.



4 high



5 very high



WSL Institute for Snow and
 Avalanche Research SLF
 www.slf.ch