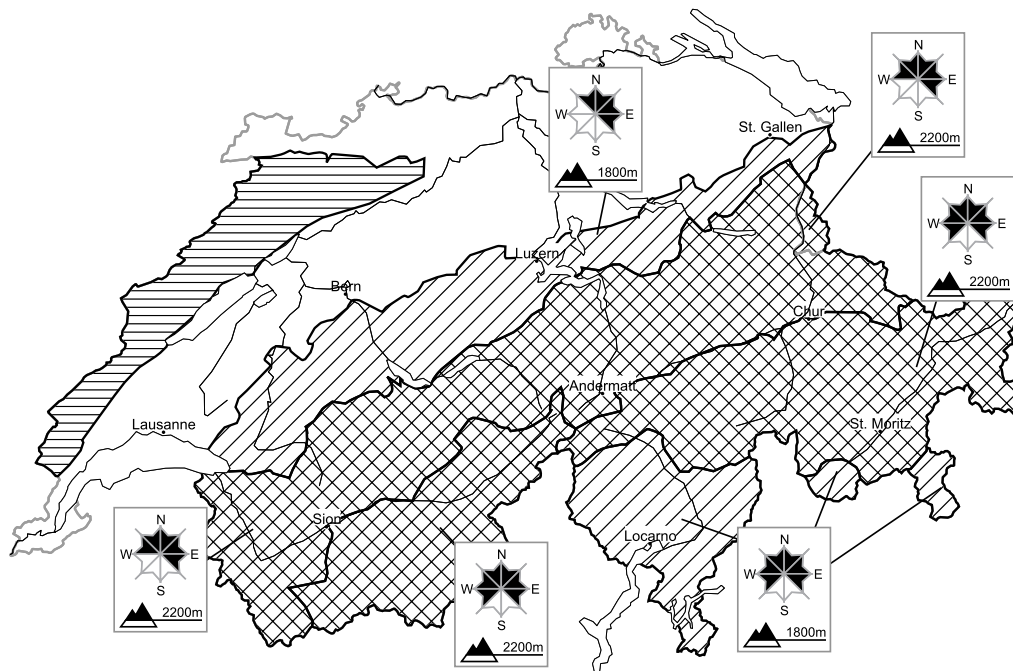


# Considerable avalanche danger will be encountered over a wide area

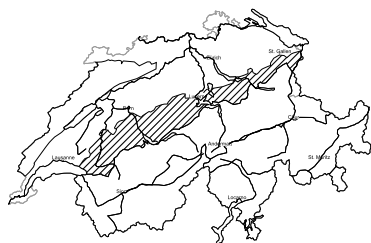
Edition: 31.12.2017, 17:00 / Next update: 1.1.2018, 08:00

## Avalanche danger



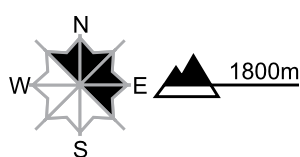
**region E**

**Level 2, moderate**



### Snow drifts

#### Avalanche prone locations




#### Danger description

As a consequence of the sometimes strong wind mostly small snow drift accumulations will form. These can be released by a single winter sport participant in some cases. The avalanche prone locations are to be found in particular in gullies and bowls, and behind abrupt changes in the terrain. Backcountry touring and snowshoe hiking call for careful route selection.

### Full-depth avalanches

Individual full-depth avalanches are possible.

**Danger levels**



WSL Institute for Snow and  
 Avalanche Research SLF  
 www.slf.ch