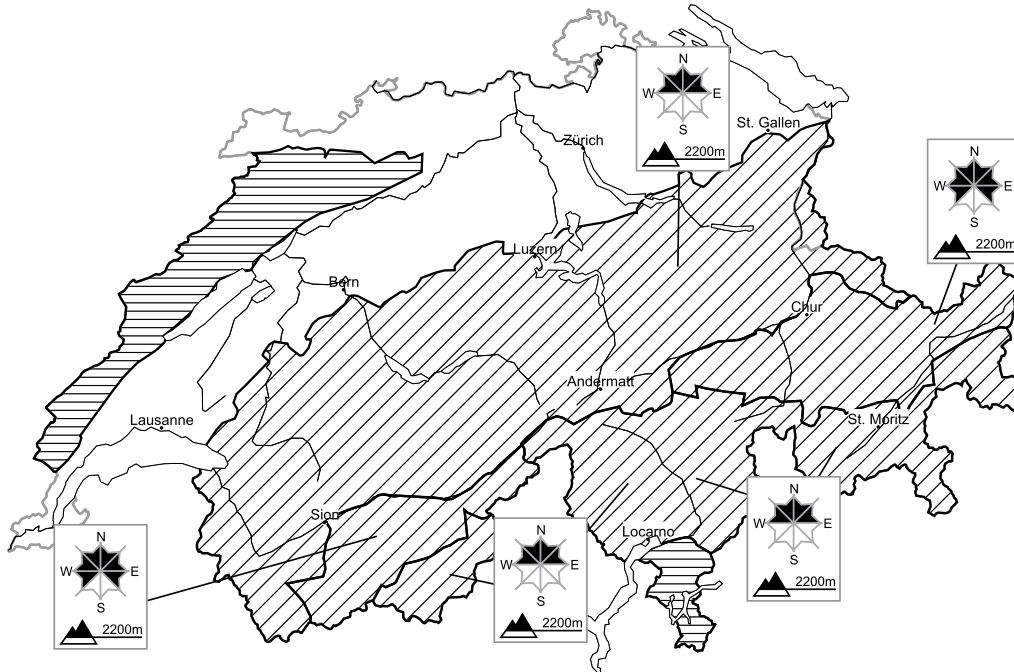


A generally favourable avalanche situation will prevail

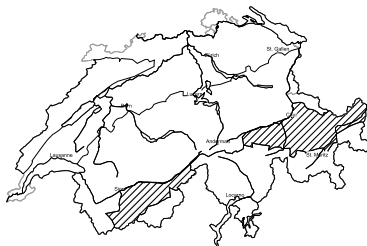
Edition: 24.12.2017, 17:00 / Next update: 25.12.2017, 08:00

Avalanche danger



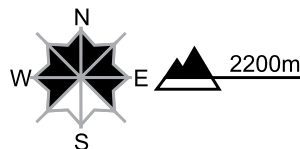
region A

Level 2, moderate



Old snow


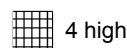


Avalanche prone locations



Danger description

Winter sport participants can release avalanches in some places. These can be triggered in near-ground layers and reach dangerously large size. Avalanche prone locations are to be found in particular in areas where the snow cover is rather shallow, in particular on very steep shady slopes. These avalanche prone locations are rather rare but barely recognisable, even to the trained eye. Whumpfung sounds and the formation of shooting cracks when stepping on the snowpack can indicate the danger. Careful route selection and spacing between individuals are recommended.

Danger levels



WSL Institute for Snow and
 Avalanche Research SLF
 www.slf.ch