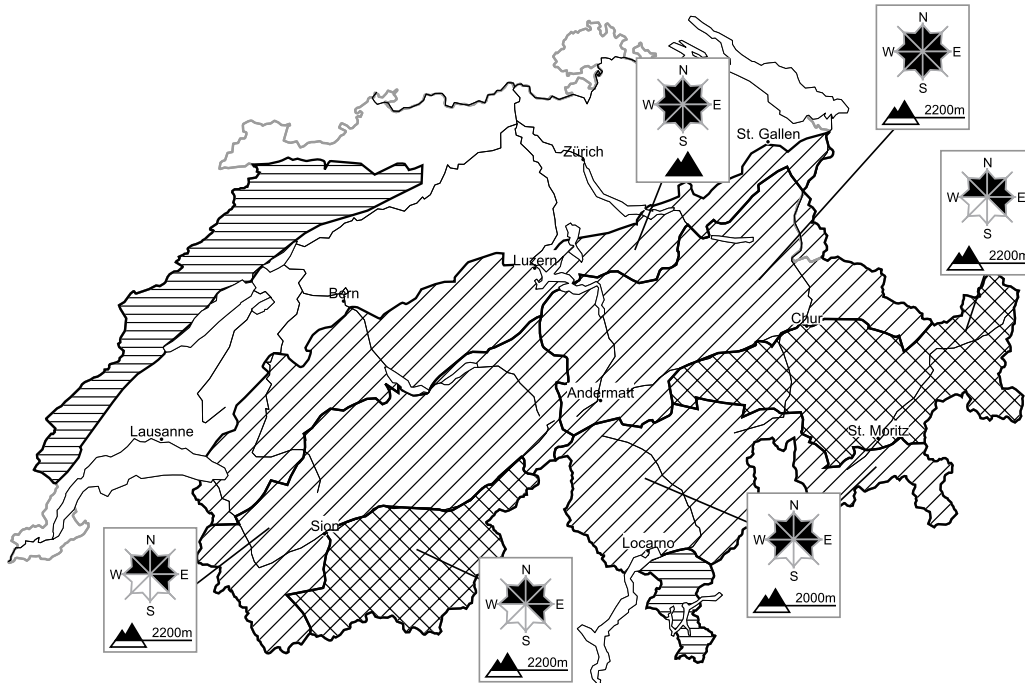


Considerable avalanche danger will be encountered in some regions

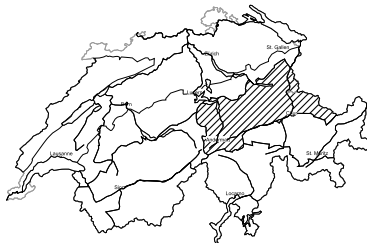
Edition: 24.12.2017, 08:00 / Next update: 24.12.2017, 17:00

Avalanche danger



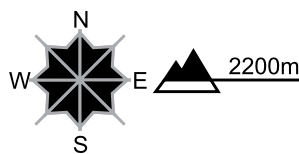
region C

Level 2, moderate



Snow drifts, old snow

Avalanche prone locations



Danger description

The somewhat older snow drift accumulations are to be found at high altitudes and in high Alpine regions, in particular adjacent to the ridge line and in gullies and bowls. They are to be evaluated with care and prudence in steep terrain. Avalanches can additionally be released in near-surface layers, mostly by large additional loads in isolated cases. These avalanche prone locations are rather rare but barely recognisable, even to the trained eye. Careful route selection is recommended.

Full-depth avalanches

On steep grassy slopes more small and medium-sized full-depth avalanches are to be expected. This applies in particular on steep east, south and west facing slopes below approximately 2400 m as well as on north facing slopes below approximately 2000 m. Areas with glide cracks are to be avoided. On extremely steep sunny slopes moist snow slides are to be expected as the day progresses.

Danger levels

