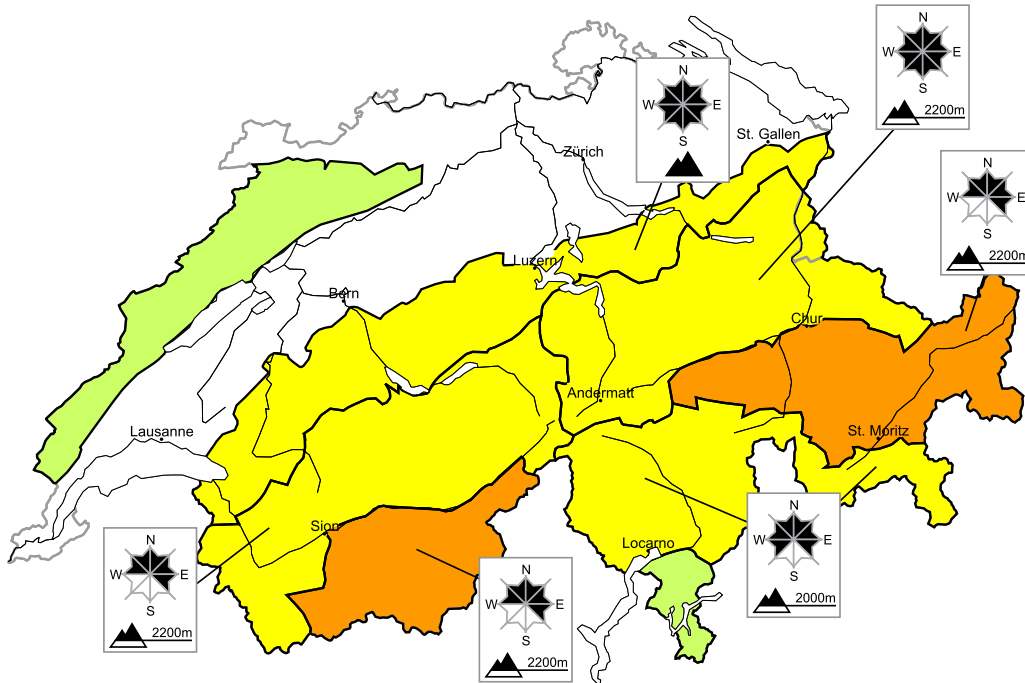


Considerable avalanche danger will be encountered in some regions

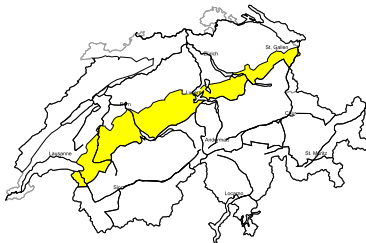
Edition: 23.12.2017, 17:00 / Next update: 24.12.2017, 08:00

Avalanche danger



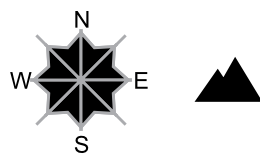
region B

Level 2, moderate



Full-depth avalanches

Avalanche prone locations



Danger description

On steep grassy slopes more small and medium-sized full-depth avalanches are possible. This applies in all aspects. Areas with glide cracks are to be avoided.


Old snow

Dry avalanches can be released in near-surface layers, mostly by large additional loads in isolated cases. Mostly they are small. These avalanche prone locations are to be found in particular on very steep north facing slopes above approximately 2000 m. Apart from the danger of being buried, restraint should be exercised in particular in view of the danger of avalanches sweeping people along and giving rise to falls.


Danger levels



1 low




2 moderate



3 consider.



4 high



5 very high

