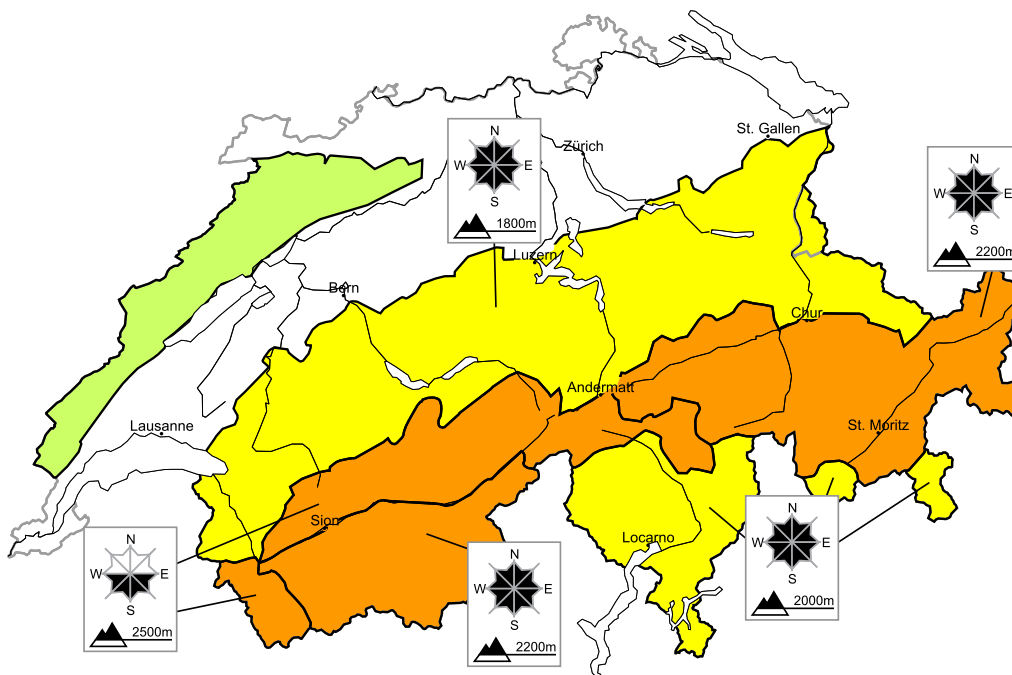


**At intermediate altitudes a mostly favourable avalanche situation will prevail. Caution is to be exercised on wind-loaded slopes at elevated altitudes**

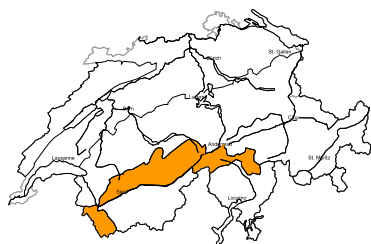
Edition: 20.12.2017, 17:00 / Next update: 21.12.2017, 08:00

**Avalanche danger**



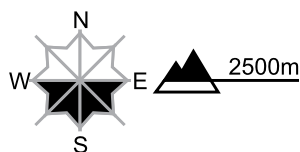
**region B**

**Level 3, considerable**



**Snow drifts, old snow**

**Avalanche prone locations**



**Danger description**

As a consequence of the northerly wind clearly visible snow drift accumulations have formed. These can in some cases be released easily. The number and size of avalanche prone locations will increase with altitude. The fresh snow drift accumulations are to be evaluated with care and prudence in steep terrain. Avalanches can additionally be released in near-surface layers, mostly by large additional loads in isolated cases. This applies in particular in areas where the snow cover is rather shallow on very steep shady slopes. Backcountry touring and other off-piste activities call for experience in the assessment of avalanche danger.

**Full-depth avalanches**

On steep grassy slopes small to medium-sized full-depth avalanches are to be expected. This applies in particular on steep east, south and west facing slopes below approximately 2400 m as well as on north facing slopes below approximately 2000 m. Areas with glide cracks are to be avoided as far as possible.

**Danger levels**

1 low

2 moderate

3 consider.

4 high

5 very high



WSL Institute for Snow and  
 Avalanche Research SLF  
 www.slf.ch