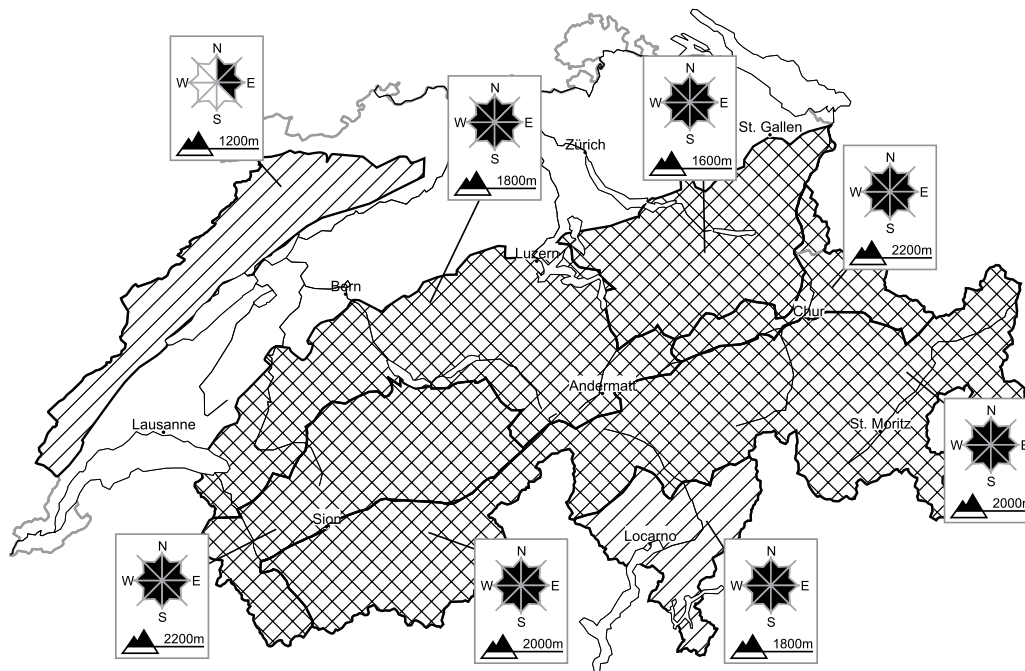


Considerable avalanche danger will be encountered over a wide area

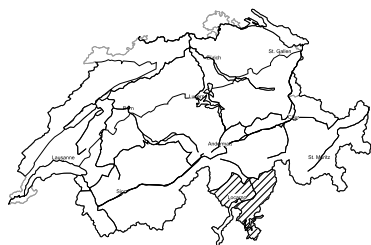
Edition: 17.12.2017, 08:00 / Next update: 17.12.2017, 17:00

Avalanche danger



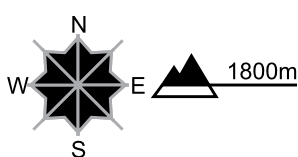
region E

Level 2, moderate



Old snow, snow drifts


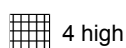



Avalanche prone locations



Danger description

Avalanches can in some places be released by people, but they will be small in most cases. These avalanche prone locations are to be found in particular on very steep shady slopes. In addition, mostly small snow drift accumulations have formed, especially on south facing slopes. Backcountry touring calls for careful route selection.

Danger levels



WSL Institute for Snow and
 Avalanche Research SLF
 www.slf.ch