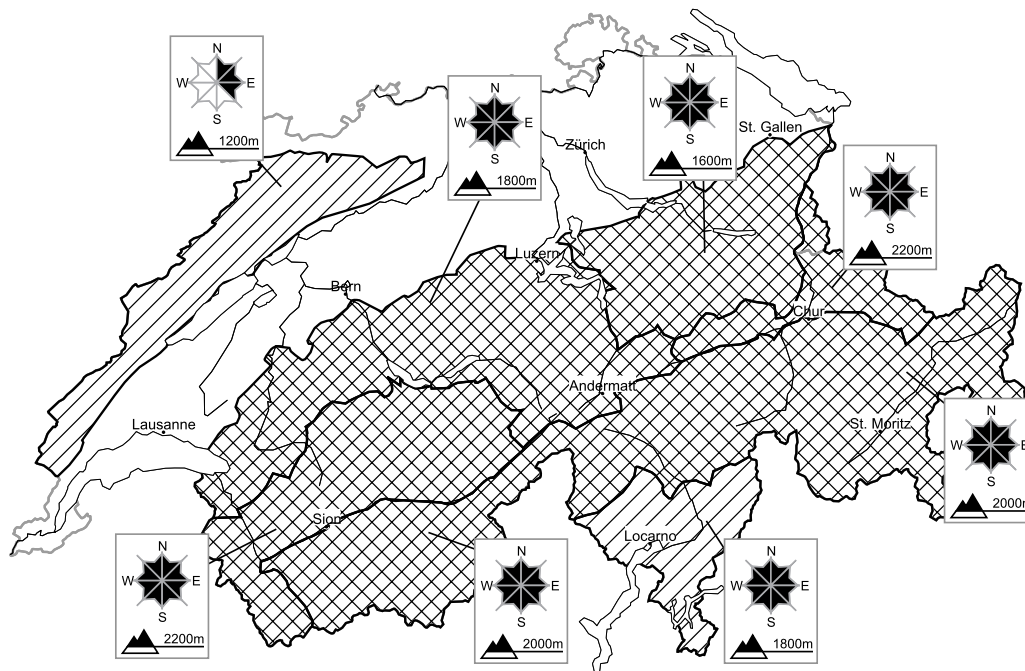


Considerable avalanche danger will be encountered over a wide area

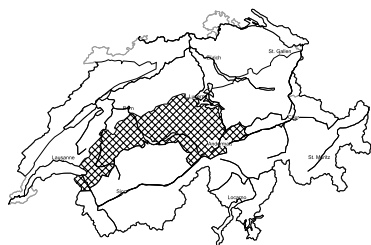
Edition: 17.12.2017, 08:00 / Next update: 17.12.2017, 17:00

Avalanche danger



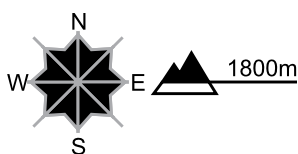
region B

Level 3, considerable



Fresh snow and snow drifts

Avalanche prone locations



Danger description

The fresh snow and snow drift accumulations represent the main danger. Avalanche prone locations are to be found especially on very steep slopes and adjacent to the ridge line and in pass areas. Avalanches can be released, even by a single winter sport participant and reach dangerously large size.

Backcountry touring and other off-piste activities call for experience in the assessment of avalanche danger.

Full-depth avalanches

On steep grassy slopes small to medium-sized full-depth avalanches are possible. This applies in particular on steep east, south and west facing slopes below approximately 2200 m as well as on north facing slopes below approximately 1800 m. Areas with glide cracks are to be avoided as far as possible.

Danger levels

