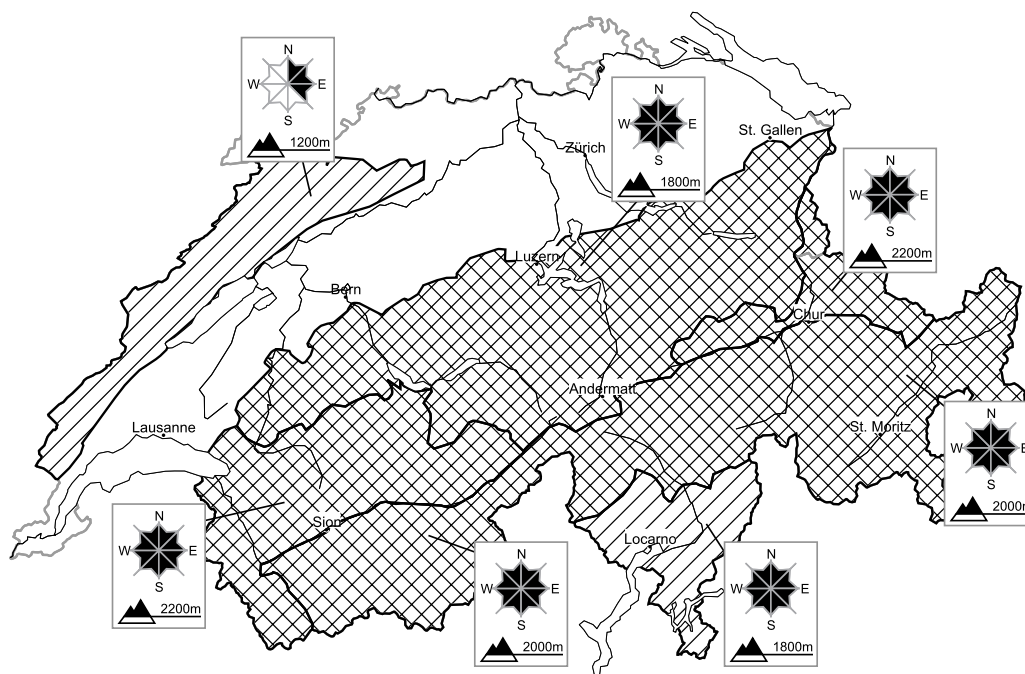


Considerable avalanche danger will be encountered over a wide area

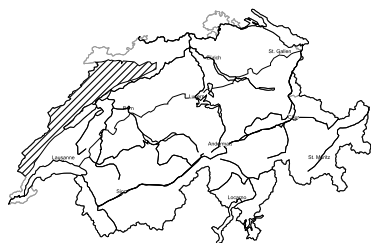
Edition: 16.12.2017, 17:00 / Next update: 17.12.2017, 08:00

Avalanche danger



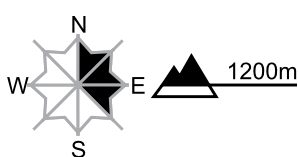
region E

Level 2, moderate



Snow drifts


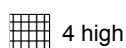



Avalanche prone locations



Danger description

Especially adjacent to the ridge line and in pass areas mostly small snow drift accumulations will form. These are to be evaluated with care and prudence in very steep terrain. Backcountry touring calls for careful route selection.

Danger levels



WSL Institute for Snow and
 Avalanche Research SLF
 www.slf.ch