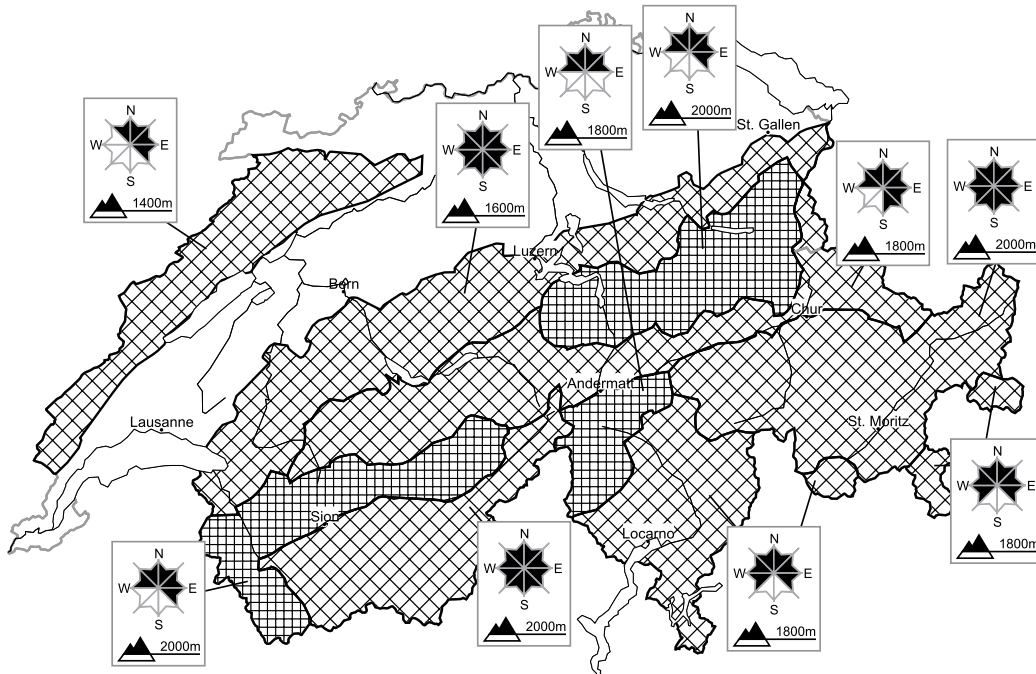


High avalanche danger will be encountered in some regions

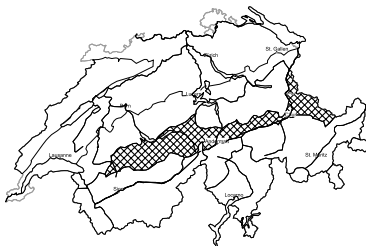
Edition: 15.12.2017, 08:00 / Next update: 15.12.2017, 17:00

Avalanche danger



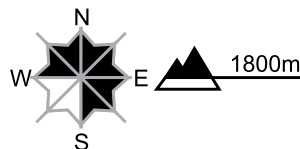
region E

Level 3, considerable



Snow drifts

Avalanche prone locations



Danger description

As a consequence of fresh snow and strong wind avalanche prone snow drift accumulations have formed. These can be released, even by a single winter sport participant. Backcountry touring and other off-piste activities call for experience in the assessment of avalanche danger and careful route selection.

Full-depth avalanches

On steep grassy slopes more full-depth avalanches are possible. This applies in particular on steep east, south and west facing slopes below approximately 2200 m as well as on north facing slopes below approximately 1800 m. Areas with glide cracks are to be avoided as far as possible.

Danger levels

