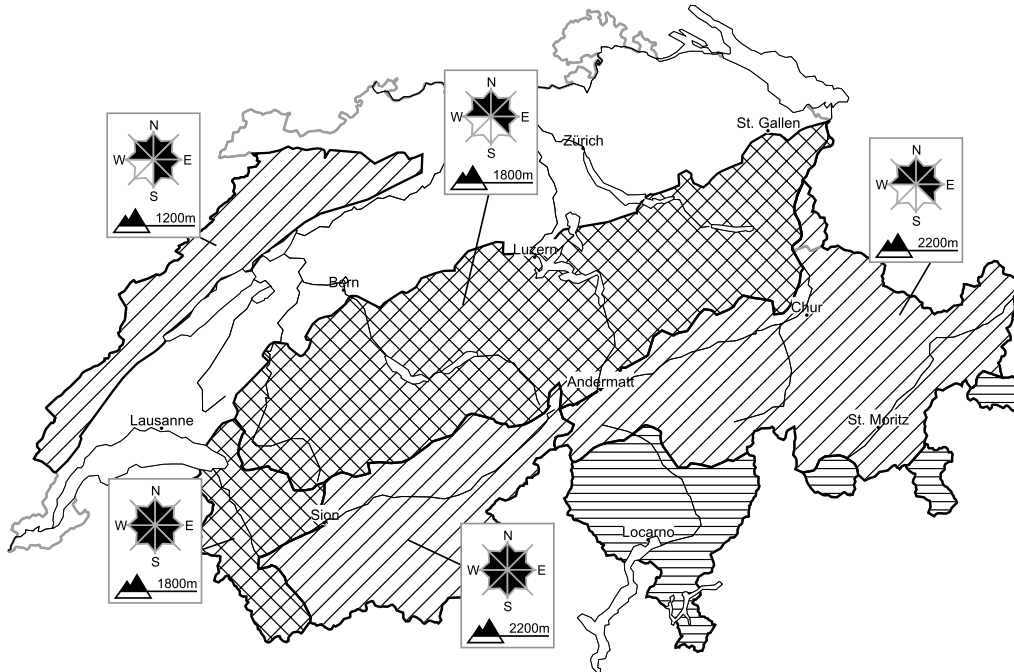


In some regions increase in avalanche danger as a consequence of fresh snow and wind

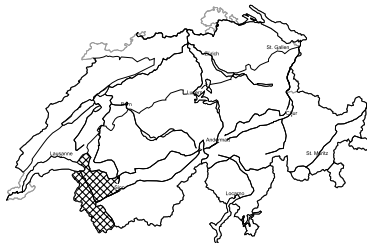
Edition: 7.12.2017, 17:00 / Next update: 8.12.2017, 17:00

Avalanche danger



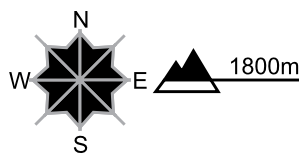
region A

Level 3, considerable



Fresh snow and snow drifts, old snow

Avalanche prone locations



Danger description

The sometimes storm force wind will transport the fresh snow and, in some cases, old snow as well. As the day progresses the snow drift accumulations will increase in size additionally. Single winter sport participants can release avalanches, including medium-sized ones. They can in isolated cases penetrate deep layers. Backcountry touring and snowshoe hiking call for experience in the assessment of avalanche danger.

Full-depth avalanches

Mostly small full-depth avalanches are possible on steep grassy slopes. This applies in particular on steep east, south and west facing slopes below approximately 2400 m as well as on north facing slopes below approximately 2000 m. Areas with glide cracks are to be avoided as far as possible.

Danger levels

