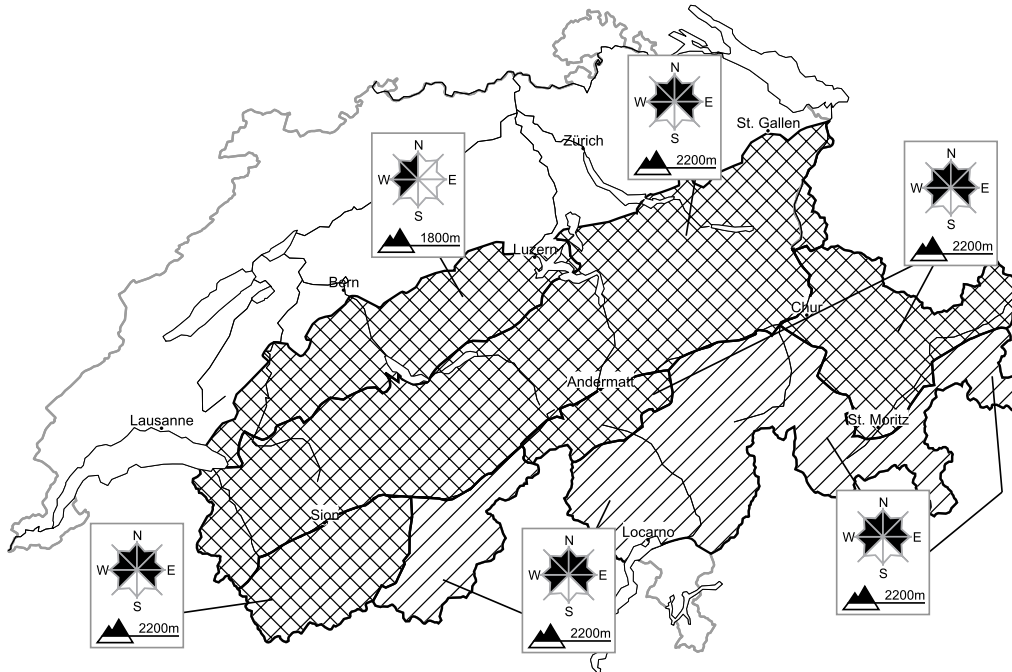


Considerable avalanche danger will be encountered over a wide area

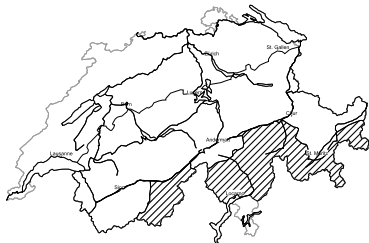
Edition: 15.11.2017, 17:00 / Next update: 16.11.2017, 17:00

Avalanche danger



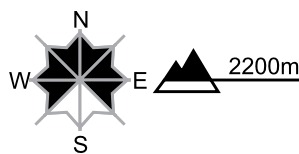
region D

Level 2, moderate



Snow drifts


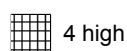



Avalanche prone locations



Danger description

Somewhat older snow drift accumulations are to be found in particular in gullies and bowls, and behind abrupt changes in the terrain. They are mostly small but can be released in isolated cases especially at their margins. The snow drift accumulations are clearly recognisable to the trained eye. They are to be evaluated with care and prudence in very steep terrain. In high Alpine regions avalanche prone locations are more prevalent and the danger is slightly greater.

Danger levels



WSL Institute for Snow and
 Avalanche Research SLF
 www.slf.ch