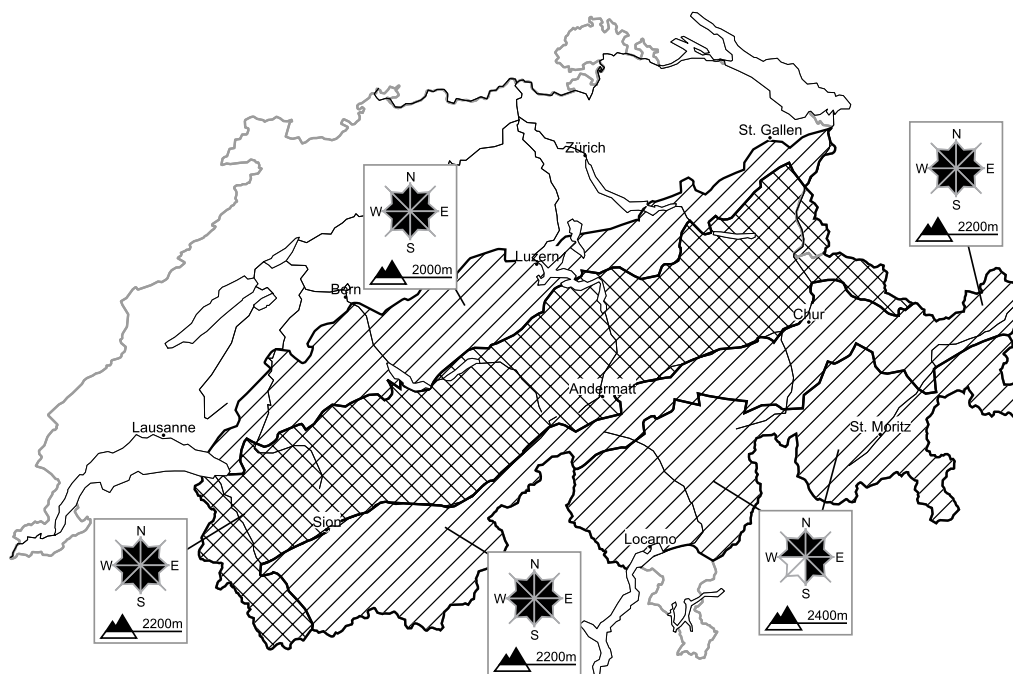


Significant increase in avalanche danger as a consequence of fresh snow and stormy weather, in particular in the north

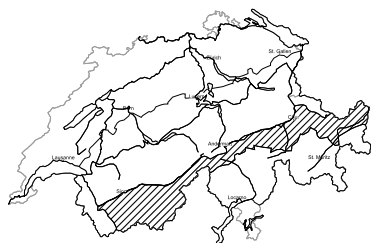
Edition: 11.11.2017, 17:00 / Next update: 12.11.2017, 17:00

Avalanche danger



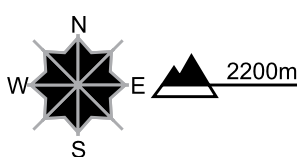
region C

Level 2, moderate



Snow drifts


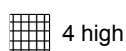



Avalanche prone locations



Danger description

The fresh snow drift accumulations are in some cases prone to triggering. They are to be found in particular adjacent to the ridge line and in gullies and bowls. As a consequence of fresh snow and strong wind the prevalence and size of the avalanche prone locations will increase as the day progresses. Ski touring and other off-piste activities, including snowshoe hiking, call for careful route selection.

Danger levels



WSL Institute for Snow and
 Avalanche Research SLF
 www.slf.ch