


2022

Swiss Federal Research Institute WSL

Research for People and the Environment



Staff



579


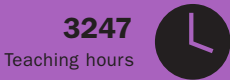
Total staff

Men
61%

Women
39%

Knowledge

We generate knowledge about the environment via scientific publications, lectures, the magazine DIAGONAL, information material for specialists as well as events and websites.



Finances

Our main funding is in the form of a basic contribution from the federal government, with contributions for research from the Swiss National Science Foundation (SNSF), other foundations and the EU, as well as contracts with state and private entities.



Highlights in 2021



Published: Hiking guide to eight WSL research sites in Canton Valais



New research centre: CERC investigates the effects of climate change on extreme events and natural hazards



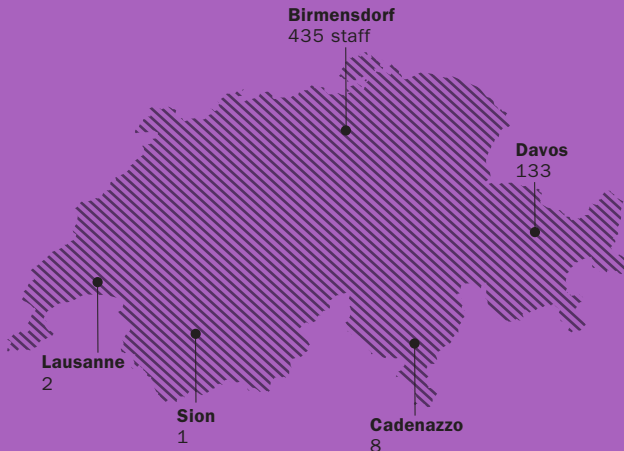
Founded: WSL spin-off is marketing a device for detecting water from the air



Appointed: Beate Jessel becomes Director of WSL

Locations and cooperation

We maintain more than 6000 test, observation and experimental sites, large-scale test facilities and laboratories in all language regions of Switzerland. We also cooperate actively with partners from all over the world.



Swiss Federal Institute for Forest, Snow and Landscape Research WSL (wsl.ch)
WSL Institute for Snow and Avalanche Research SLF (slf.ch)
Director: Prof. Dr. Beate Jessel
WSL is a research institute of the ETH Domain.



Vision and mission

WSL strives for excellence in terrestrial environmental research to provide solutions improving quality of life in a healthy environment.

- We explore the dynamics of the terrestrial environment, as well as the use and protection of natural habitats and cultural landscapes.
- We monitor forests, landscapes, biodiversity, natural hazards and snow and ice.
- We develop sustainable solutions to socially relevant issues together with our partners from science and society.



Our focus

We focus on research, the transfer of knowledge and services related to forests, landscapes, biodiversity, natural hazards, snow and ice.

Services for Switzerland

Findings from our research are often relevant for local authorities, specialist centres and the public generally, and are made available to them through, for example:

- The Avalanche Bulletin
- The Swiss National Forest Inventory NFI
- Swiss Forest Protection information platform
- Hydrological forecasts





History

WSL was founded in 1885 as a forest research institute. In 1989, the Federal Institute for Snow and Avalanche Research SLF became part of WSL.

